



LEVER RELEASE LOCKING PANNING HEAD WITH ARCA-TYPE QUICK RELEASE AND LEVER LOCK CLAMP

3PQRPH4

3POD

SUPPORTING THE ART OF PHOTOGRAPHY

Independent Panning Head with Arca-Type Quick Release and Thumb Lever-Lock Clamp.

Thank You for choosing 3Pod!

The 3POD Pan Heads are the generously feature-laden class of 3POD support accessories and sport the most precision CNC machined, 6061 aircraft grade anodized aluminum, wear-resistant finish.

An innovative flip-lock clamping quick-release plate lets you rapidly lock and release cameras with one hand. In line with all 3POD's signature Panhead gems, the H4 employs a state-of-the-art ergonomic design, damping for flawlessly smooth movement and jitter-free panning.

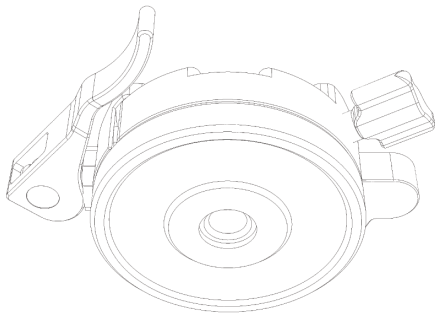
This 3POD pan head is compatible with all 3POD Arca-style quick-release plates.

FEATURES

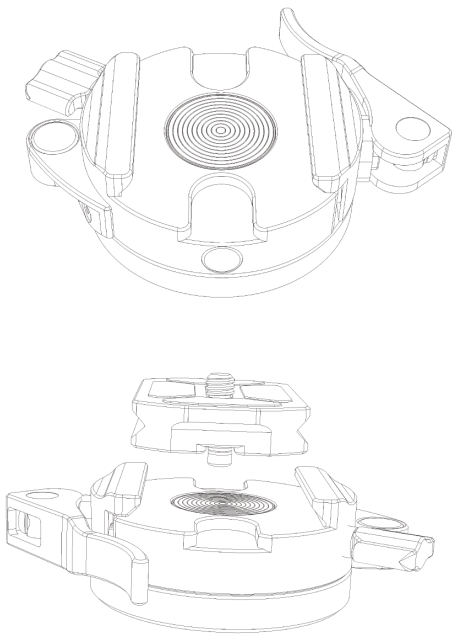
- Handles the load with a capacity of up to 33 pounds / 15 kg.
- Turn Heads with Silky Smooth Panning.
- Superior Arca Swiss Standard QR System.
- Precision Drag for Panoramic Versatility.
- Built-in dual circular "bulls-eye" spirit level.
- Robust lever mechanism accepts most Arca-Swiss style plates.
- Threaded 3/8" - 16 Central mounting socket.

MOUNTING THE PAN HEAD

Join the Pan Head to your tripod's head loading plate. Screw the 3/8" bolt protruding from the Arca plate into the 3/8" tap in the base of the pan head. Use the reducing bushing that converts the 3/8" tap to a 1/4"x20 thread, if necessary.



Remove the Quick Release Plate from the head by flipping the lever lock clamp to a 90-degree angle. Screw the 1/4"x20 bolt of the Quick Release Plate to the bottom of the imaging device.



Insert Arca Swiss dovetail within the rails of the Arca Swiss clamping jaw.

Any Arca-style plate will fit within the clamp jaws. Adjust the width of the rails of the lever lock clamp by tightening or loosening the screw mechanism on the lever lock.

The plate has a user-preferred center position for the horizontal plane to best find the center balance point for the camera and lens combination. Less dependency on the clamp tightening and safe operation results from correct placement.

Insert the camera-mounted QR plate into the receptacle on the ballhead, tipped 'lens-side' first into the edge of the platform opposite the quick release lever. At 90 degrees, perpendicular to the base, the grip opens wide.

As Arca QR plates vary slightly from brand to brand, our smart lock adjusts to grasp the width correctly and snugly at the user's whim.

This angle allows for an incremental slide to the desired position on the Arca channel. It locks clockwise, releases counterclockwise, and sets at an infinite degree of friction settings in between.

Complete the process by closing the Quick Release. Flip the thumb lever lock clamp to the closed position, resting against the pan head platform.

To release the camera from the ballhead, swing the safety lever on the right of the latch to the perpendicular "open" position.

The primary mechanism opens and frees the grip on the camera QR plate. Complete the motion to the right until the lever locks in place.

Shoot stills or videos with confidence! Your device is firm and steady in the **3Pod Lever Release Locking Panning Head with Arca-Type Quick Release and Lever Lock Clamp**.

SPECIFICATIONS

Materials	Black Hardened Aluminum
Locks	Lever Release / Panning Lock
Load Capacity	33 lb. / 15 kg
Head Mount	Arca Swiss Quick Release System
Connectivity	3/8 inch standard socket thread
Camera Screw	Universal 1/4" x 20 post thread
Dimensions	3.4 x 2.9 x 1.3 in / 87 x 74 x 32mm

INCLUDED ITEMS

3Pod Lever Release Locking Panning Head with Arca-Type Quick Release and Lever Lock Clamp

- Bushing 3/8" to 1/4" x 20 Reducer
- 3mm and 4mm Allen Hex Wrenches
- Manual
- 5 Year 3POD Warranty

FIVE-YEAR 3POD LIMITED WARRANTY

3POD warrants to the original purchaser that your 3POD product shall be free from defects in material and workmanship for five (5) years from the date of purchase (or delivery as may be required in certain jurisdictions) or thirty (30) days after replacement, whichever comes later.

3POD's entire liability and your exclusive remedy for any breach of warranty shall be, at 3POD's option, to repair or replace the hardware, provided that the hardware is returned to the point of purchase or such other place as 3POD may direct with a copy of the sales receipt or dated itemized receipt.

3POD may, at its option, replace your product, offer to provide a functionally equivalent product, or repair any product with new, refurbished, or used parts as long as such parts are in compliance with the product's technical specifications.

Any replacement hardware product will be warranted for the remainder of the original warranty period or thirty (30) days, whichever is longer, or for any additional period that may be applicable in your jurisdiction. If the product has been discontinued, the warranty provider reserves the right to replace it with a model of equivalent quality and function.


This warranty does not cover problems or damage resulting from accident, abuse, misapplication, or any unauthorized repair, modification or disassembly, improper operation or maintenance, normal wear and tear, or usage not in accordance with product instructions or connection to an unacceptable voltage supply, use of consumables, such as replacement batteries, not supplied by 3POD, except where such restriction is prohibited by applicable law.

Except where prohibited by applicable law, this warranty is non-transferable. Moreover, this warranty is limited to the original purchaser and the country where the product was purchased. This warranty gives you specific legal rights, and you may also have other rights, including a more extended warranty duration that may vary under local laws.


To start a warranty claim, contact the 3POD Customer Service Department to obtain a return merchandise authorization ("RMA") number, and return the defective product to 3POD, along with the RMA number and proof of purchase.

QUESTION ABOUT OUR PRODUCT LINE? NEED PRODUCT SUPPORT?

We are proud of our products and celebrate our customers.
We are with you, from product selection to everyday use.
Be secure with your purchase and reach us as you need.

 212-647-9300

 brands@adorama.com

 Adorama Brands,
42 West 18th Street,
New York, NY 10011

You can always contact us at **BRANDS@ADORAMA.COM** for personal technical support. Our website contains a wide range of Support and FAQ pages with valuable technical assistance.

3POD is a registered trademark of ADORAMA CAMERA.
© 2022 Adorama Camera, Corp.
All Rights Reserved.

