



360° Noise Cancelling Conference Speakerphone

User Manual

Product introduction

AlSpeech 360° Noise Cancelling Conference Speakerphone is an omnidirectional microphone and a bluetooth speaker.

It is used as a high-quality microphone and speaker for online meeting and compatible with apps such as Zoom/Teams. Users can enjoy clear remote conference experience anytime, anywhere.

1

Product introduction

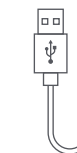
Accessories List



Speakerphone



Instructions

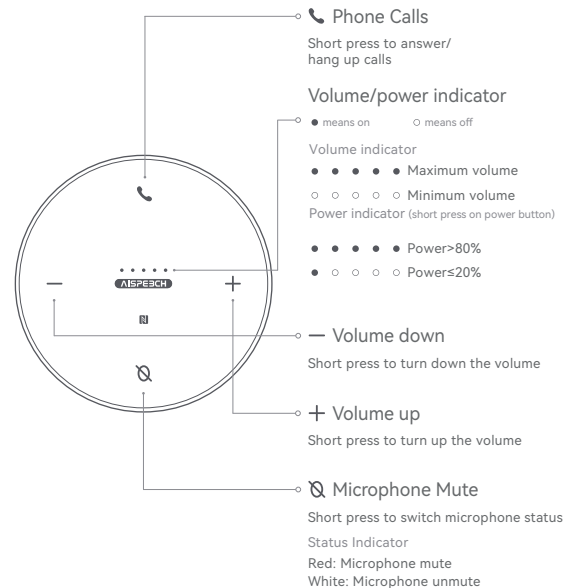


Data cable

2

Product introduction

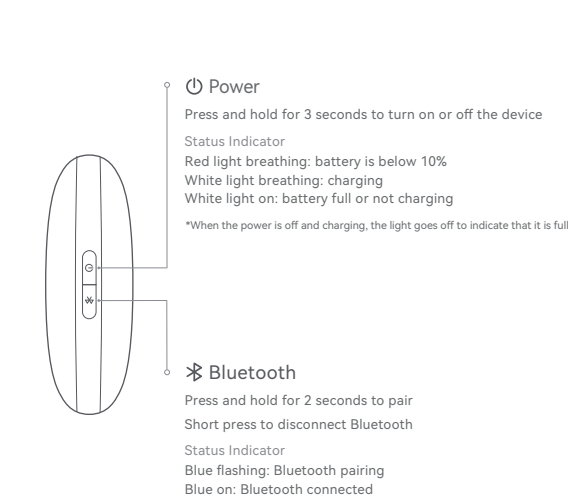
Buttons and lighting instructions



3

Product introduction

Buttons and lighting instructions



4

Instructions for use

1.Device connection

* Method 1: USB connection

- Connect the device to the computer via the supplied USB cable, and when you hear a hint tone, the connection is successful.
- Choose "AIMIC-M4" as the input/output audio device in system setting or in the online meeting software.

* Method 2: Bluetooth connection

- Press the Bluetooth key for 2 seconds until the Bluetooth indicator flashes. Then open the phone or PC Bluetooth setting page, search the Bluetooth device "AIMIC-M4-****" for pairing; Click to connect.

- If you have an Android phone that supports NFC, turn on the NFC of the phone, and touch the device's NFC area to connect to Bluetooth.

Tip: The current version does not support OTG data cable directly connected to the phone.

5

Instructions for use

2.Charging instructions

* Charging

- When using the USB cable to connect to the computer, the device will enter the charging mode.

- If you use a power adapter to supply power, you should purchase a power adapter that is FCC/CE certified and meets the requirements of the standard.

Tip: Before using the device for the first time, it is recommended that charge at least 1 hour to ensure sufficient power.

6

Instructions for use

Product name	Conference Speakerphone
Product model	AIMIC-M4
Product dimensions	112.5mm x 112.5mm x 35.4mm
Bluetooth	Bluetooth V5.1
Pickup radius	4 meters/13 ft
Microphone	4 omnidirectional microphone
Loudspeaker	5W
Battery capacity	2000mAh
Charging	5V=2A Type-C port

7

Frequently Asked Questions

Questions	Suggestions
The volume is not synchronized when the device is connected to the phone by Bluetooth	1.Confirm whether the phone supports Bluetooth sound synchronization, some Android phones do not support volume synchronization. 2.Some phone needs to open the volume setting permission in the system settings.
When the device is connected to the phone by Bluetooth, the ringtone of phone calls does not come out from the device	1.Check whether the phone volume is turned on, or the volume is too low. 2.Check whether the device can speak normally. 3.Choose audio input/output in the meeting software.
No sound when device is connected to Windows PC by Bluetooth	1.It is recommended that when playing music, select the speaker with the name "stereo" on your PC. 2.It is recommended to choose the speaker with the name "hand free" for the audio output speaker during the call or meeting.
No sound when the device is connected to FaceTime/ Zoom/Teams/Google Hangouts etc. by Bluetooth	1.Check whether the input /output of the call software are properly set to "AIMIC-M4". 2.Check whether the computer audio driver is normal, it is recommended to restart the computer and try again.
No response when the device is connected to the computer using USB	1.Check whether the device is connected to phone, please disconnect the connection first, and then use the cable to connect the device. 2.Check whether the USB data cable is damaged. 3.Reboot the device and try again.

8

Brand Owner: AlSpeech Technology Co., LTD.
Email: aimic_support@aispeech.com