



# MINI 2

## Retractable Landing Gear



# Aries Mini 2 Foldable Landing Gear

## Height Extend Kit for the DJI Mini 2

---

### ► THANKS FOR YOUR PURCHASE!



- The Aries Mini 2 Foldable Landing Gear, Height Extend Kit for the DJI Mavic Air 2 is designed specifically for the DJI Mini 2. Your craft will land and take-off more safely, even on uneven ground. The extra height affords more part protection and softens impact to delicate drone cameras and gimbals.

### ► FEATURES

- Featherweight construction for negligible drone stress.
- Quick release and foldable storage design.
- A breeze to install and remove from the craft.
- Brings a higher level of landing safety and protection to the Mini 2.
- Lowers the shock impact during rough landings.
- Preserves delicate camera and gimbal elements from damage.

## ► INSTALLATION

1. Unfold the bottom landing rails to open both feet rails of the landing gear.
2. Align the fastening hook to the middle bottom of the underside of the fuselage, just below the small bulge.




3. With the fastening hook in position, press the opposite end of the landing gear into the side of the lower body.
4. Press firmly enough to clip the landing gear securely to the bottom of the craft.



## ► REMOVAL

1. Fold both landing rails upward to center position.
2. Lift the bottom portion of the landing gear out of the fuselage and unhook the assembly.



## ► NOTES

Check that all the accessories are fastened firmly to the drone before the flight.

## ► SPECIFICATIONS

Compatibility	DJI Mini 2
Material	ABS plastics
Weight	0.35 oz / 10 g
Dimensions	5.0 × 2.95 inch / 127 × 75 mm