



# Slim 10" Round

Bi-Color LED Studio Light



## Introduction

Thank you for choosing CLAR product! Our goal is to make your professional life easier and to maximize your effectiveness. Before using the product, please make sure that all the components are present in the package:

- 10" round bi-color LED light
- Sony NP-F-type rechargeable battery
- Battery charger with power cord
- AC adapter with power cord
- Carry case

## Precautions

1. Make sure the power is OFF after use
2. Do not plug/unplug while the power button is ON
3. Do not open or repair the unit yourself to avoid damage to the product and injury to yourself
4. Keep the product away from excessive moisture, dust, and dirt to ensure proper operation and to prevent hazardous situations and injury
5. Protect from excessive mechanical impact or pressure
6. Only use accessories that were recommended or supplied by the manufacturer

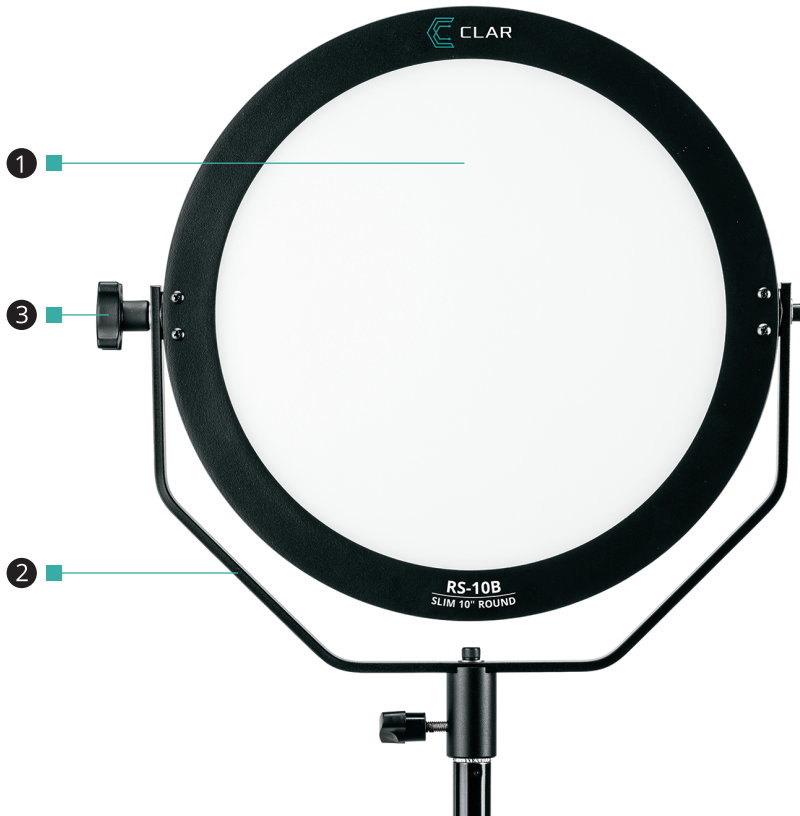
## Short Description

**CLAR 10" Round Bi-Color LED Light** is a 120-LED bi-color light with a built-in diffuser that illuminates your subjects or product lines more thoroughly and reduces multiple shadows, creating cleaner, low-shadow images. The powering options include an AC wall power adapter and an NP F-type rechargeable battery, which make the light suitable for both studio and location work. The light consumes only 28 Watts of power and can produce up to 2460 lux at 5600K. Executing all function and commands, like varying color temperature and dimming the illumination can be done using a built-in touchscreen. This device can be paired with up to three similar devices to give you a more complete illumination setup. Synchronizing the lights is enabled by the built-in four-channel transceiver and can be done following simple steps listed below. Mounting and pointing this light can be done via a pivoting yoke with a 5/8" receiver.

## Features

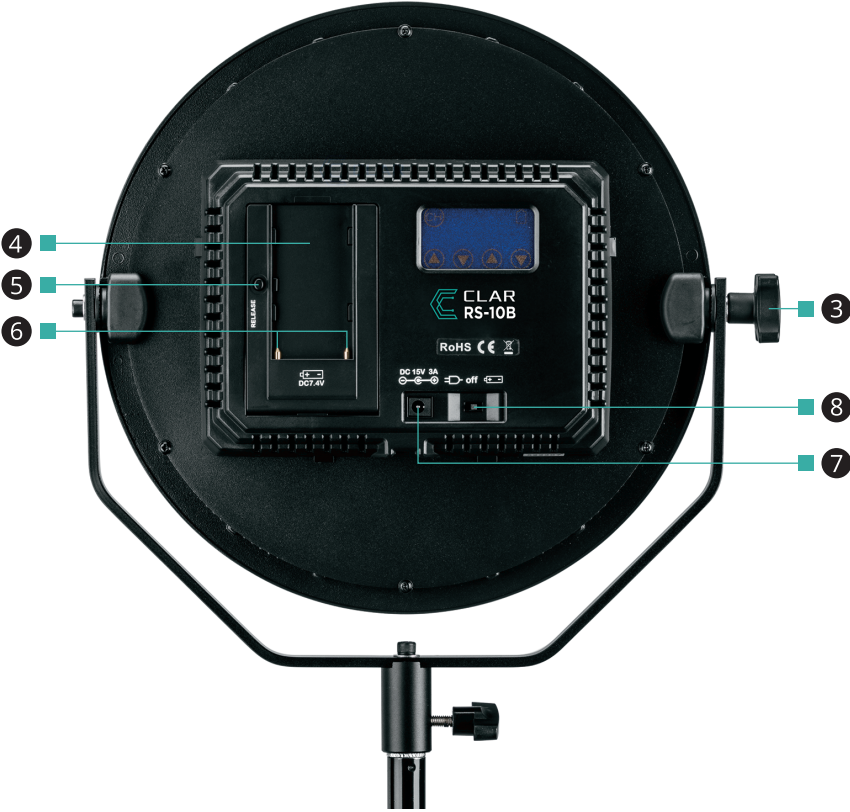
- Creates even illumination and reduces multi-shadows
- 10"-wide illumination disk on pivoting yoke
- 120 LEDs with a diffuser create 65° flood beam
- 3000K-5600K color temperature range with 95 CRI
- Continuous dimming from 100 to 10%
- 4-channel radio allows synchronizing multiple units
- Bright blue LCD touchscreen control panel
- Power: NP F-type battery or AC adapter
- Removable yoke mount with a 5/8" receiver
- Battery, charger, AC adapter, and case included

## Product Diagram



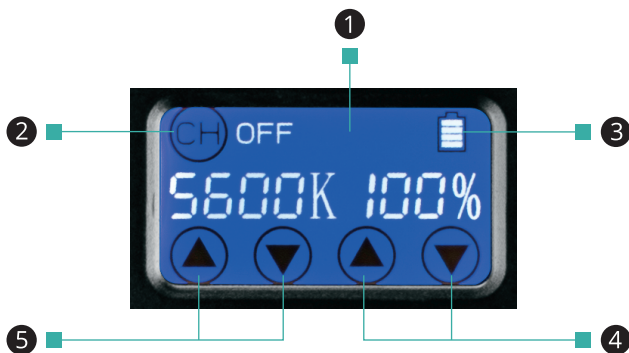
1. Emitting LED screen with a built-in diffuser
2. Removable yoke mount with a 5/8" receiver and locking knob
3. Tilt locking knob

# Product Diagram



- 4. Battery slot
- 5. Battery release button
- 6. Charging contacts for the battery

- 7. DC Power input
- 8. Power switch/selector



- |                      |                              |
|----------------------|------------------------------|
| 1. LCD touchscreen   | 4. Brightness control        |
| 2. Channel selector  | 5. Color temperature control |
| 3. Battery indicator |                              |

## Mounting Instructions

1. Unscrew the knob on the receiver and insert onto the light stand's 5/8" stud
2. Tighten the knob
3. Adjust the yoke's angle
4. Tighten the locking knob

## Operating Instructions

### Installing the Battery

1. Make sure the device is turned OFF
2. Align the battery at the top of the slot with its contacts facing contacts in the slot
3. Slide down the battery inside the slot until it is fully inserted
4. To remove the battery, press the quick release button first

### Charging the Battery

1. Remove the battery from the light
2. Insert the battery into the charger
3. Connect the charger's cable into the charger
4. Plug this cable into the AC power outlet

### Connecting the Power Cord

1. Make sure the power switch is OFF
2. Plug in the DC output end of the power cord into the device's DC input
3. Plug in the AC end of the power adapter into the AC power outlet

## Operating Instructions

### Powering On

1. Slide the power switch in the direction of battery sign or the DC power sign

### Setting the Color Temperature

1. Tap the color temperature icon on the LCD touchscreen. The color temperature can be changed in 50K increments
2. Touch and hold the icon to scroll to the desired value

### Setting the Brightness

1. Tap the brightness icon on the LCD touchscreen. The brightness can be changed in 1% increments
2. Touch and hold the icon to scroll to the desired value

### Syncing Multiple Lights

1. Tap the channel icon [CH] and select one channel from A through D
2. Set other devices to the same channel by repeating step 1. All devices that set to the same channel are automatically synced and will emit light with the same brightness and color temperature. Any settings change performed on any of the synced devices will be shared with the rest of the devices automatically
3. To disable synchronizing, tap several times the CH icon until OFF sign appears on the screen



## Specifications

Attribute	Detail
Number of LEDs	120
Expected Lamp Life	30,000 hours
Beam Angle	65°
Color Temperature	3000 to 5600K
Color Accuracy Standard	CRI 95
Max Illuminance	2460 lux (at 5600K)
Cooling System	None
Dimming	Yes, 10-100%
Display	LCD touchscreen
Radio Sync	Yes, 4 channels
DC Power Requirements	15 VDC, 3 A
AC Power Requirements	100-240 VAC, 50/60 Hz
Compatible Battery	NP F-type battery
Power Consumption	28 W
Housing Material	Aluminum, polycarbonate
IP Rating	IP20
Cable Length	9.3'/2.8 m
Yoke Mount	TVMP/hex bolt
Fixture Mount	5/8" receiver
Fixture Dimensions (with yoke)	14.6 × 13.6 × 2.4" / 37.0 × 34.5 × 6.0 cm
Fixture Weight	2.5 lb / 1.1 kg

We are excited to have you as a customer and hope that our product serves you well for years to come!

## One Year CLAR Limited Warranty

CLAR warrants to the original purchaser that your CLAR product shall be free from defects in material and workmanship for the period of one (1) year from the date of purchase (or delivery as may be required in certain jurisdictions), or thirty (30) days after replacement, whichever comes later.

CLAR's entire liability and your exclusive remedy for any breach of warranty shall be, at CLAR's option, to repair or replace the hardware, provided that the hardware is returned to the point of purchase or such other place as CLAR may direct with a copy of the sales receipt or dated itemized receipt. CLAR may, at its option, replace your product, offer to provide a functionally equivalent product, or repair any product with new, refurbished or used parts as long as such parts comply with the product's technical specifications. Any replacement hardware product will be warranted for the remainder of the original warranty period or thirty (30) days, whichever is longer, or for any additional period of time that may be applicable in your jurisdiction. If the product has been discontinued, the warranty provider reserves the right to replace it with a model of equivalent quality and function.

This warranty does not cover problems or damage resulting from accident, abuse, misapplication, or any unauthorized repair, modification or disassembly, improper operation or maintenance, normal wear and tear, or usage not in accordance with product instructions or connection to improper voltage supply, use of consumables, such as replacement batteries, not supplied by CLAR, except where such restriction is prohibited by applicable law. Except where prohibited by applicable law, this warranty is nontransferable and is limited to the original purchaser and the country in which the product was purchased. This warranty gives you specific legal rights, and you may also have other rights, including a longer warranty duration that may vary under local laws.

To start a warranty claim, contact the CLAR Customer Service Department to obtain a return merchandise authorization ("RMA") number, and return the defective product to CLAR, along with the RMA number and proof of purchase.

## Question about our product line? Need Product Support?

We are proud of our products and celebrate our customers. We are with you, from product selection to everyday use. Be secure with your purchase and reach us as you need.

**Email us:** [brands@adorama.com](mailto:brands@adorama.com)      **Call:** 212-647-9300

**Address:** Adorama Brands, 42 West 18th Street, New York, NY 10011

You can always contact us at **BRANDS@ADORAMA.COM** for personal technical support. Our web site contains a wide range of Support and FAQ pages with valuable technical assistance.

CLAR is a registered trademark of ADORAMA CAMERA.

© 2019 Adorama Inc. All Rights Reserved.

CLLCLRS10B

Adorama Inc., New York, NY  
[www.adorama.com/ourbrands](http://www.adorama.com/ourbrands)