

- 3.Modifications to a product by its user or a third party without prior written consent of COLBOR, e.g. replacement of element or circuit, label alteration
- 4.The code on product is inconsistent with that of warranty certificate, or the code on the product or warranty certificate is altered or torn off
- 5.All consumable accessory attached to a product, like cable, cover
- 6.Faults as a result of force majeure, such as fire, flood, lightning, etc.

Warranty Claim Procedure

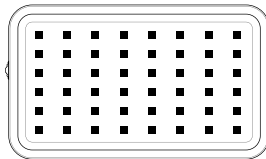
1. If failure or any problem occurs to your product after purchase, please contact a local agent for assistance, or you can always contact COLBOR's customer service through email.
2. Please retain your sales receipt and warranty certificate as proof of purchase. If any of these documents is missing, only sales return or chargeable service will be provided.
3. If the COLBOR product is out of the warranty coverage, the service and the parts cost will be charged.

WARRANTY CERTIFICATE	
Please register your warranty. Meanwhile, you are welcomed to contact us via Email.	
USER INFORMATION	Customer Name:
	Phone Number:
	Email:
	Address:
SALES INFORMATION	Sales Date:
	Model:
	Product Code:
	Dealer:
REPAIR RECORD	Service Date:
	Technician:
	Issue:

RESULT

Solved
 Unsolved
 Returned(Replaced)

COLBOR



Guangzhou Zhiying Technology Co., Ltd

📍 Block 15th, No.200 Fangcun Avenue East, Liwan District, Guangzhou, China, 510000
 ✉ support@colborlight.com
 🌐 www.colborlight.com

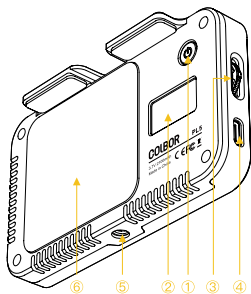
PL5 Pocket Fill Light

Thank you for choosing COLBOR product. Please read this manual carefully before use and follow all instructions mentioned herein.

Caring For Your COLBOR Product

- Please keep the product in a dry, clean, dust-free environment.
- Keep corrosive chemicals, liquids and heat source away from the product to prevent mechanics damage.
- Use only a soft and dry cloth for cleaning the product.
- Malfunction may be caused by dropping, impact of external force.
- Do not attempt to disassemble the product. Doing so voids warranty.
- Please have the product checked or repaired by authorized technicians if any malfunctions happened.
- Please remove the USB charging cable when the battery is fully charged.
- The product might get hot during use, which is normal. Please allow certain space for heat-sink when using it.
- If you do not use the product for a long time, it might not be able to turn on instantly due to dead battery. Please charge the product and it can resume to work. Please charge the product every 3 months regularly.
- Failure to follow all the instructions may result in mechanics damage.
- Warranty does not apply to human errors.

Operation Instructions



① Power & Mode Switch Button

Long press this button to turn on/off the product.

When the product is on, short press this button to switch between 2 light modes, CCT Mode and EFF Mode.

② Display Screen

③ Dial

Press down the dial to choose the option to be adjusted.

Roll the dial upwards to increase the value, and downwards to decrease the value.

④ Type-C Charging Port

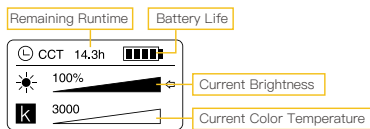
⑤ 1/4" Screw Hole

⑥ Magnetic Back

Used for attaching the light to smartphones with the metal plate.

Interface Introduction

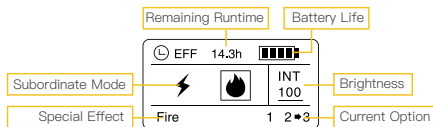
CCT Mode



In CCT Mode, you can choose to adjust brightness or color temperature by pressing down the dial.

Increase or decrease the brightness and color temperature by rolling the dial upwards or downwards.

EFF Mode



In CCT Mode, press the mode switch button once to enter EFF Mode.

Press down the dial to switch among subordinate mode, brightness and special effect, and roll the dial to adjust.


Subordinate Mode: Lightning and Fire

Each mode contains 3 special effects, amount to 6 special effects.

Specifications

Body Material: ABS	Weight: 110g
Dimension (mm): 110*65*15 (L*W*H)	Illumination: 1500Lux (at 30cm 6500K)
Color Rendering Index: Ra ≥ 95	Battery Capacity: 2100mAh
Charging Port: Type-C	Charging Time: 2.5H
Power: 5W	Input Voltage: 5V/1A
Number of bead: 48 pieces	
Runtime: 100% brightness for about 90 minutes	
Color Temperature Range: 2700K-6500K (±100K)	

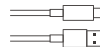
Package List



PL5 LED Video Light x1



Packing Bag x1



Type-C Charging Cable x1



Cold Shoe Mount x1



Metal Plate x2

WARRANTY

Warranty Period

Thank you for purchasing COLBOR products.

1. Customers are entitled to free replacement or repair service in case of quality defect(s) found in the product under normal use within 30 days upon receipt of the product.

2. Original COLBOR products are entitled to 12-month limited warranty service. The warranty period begins on the date of purchase of brand new, unused products by the first end-user.

Within the warranty period, if product defect or failure is attributable to material defect or technological problem, the defective product or defective part will be repaired or replaced without charge (service and materials fee).

Warranty Exclusions and Limitations

1. Faults resulted from inappropriate use of a product without following its operation specification
2. Artificial damage, e.g. crash, squeeze, scratch, soaking, exposing to rain or damp