



Comprehensive[®]
Connectivity Company

CDA-1418GAE

Pro AV/IT HDMI™ 4K60Hz UHD 1x4 Distribution Amplifier Splitter with
Audio Extraction, EDID Management and 4K to 1080p Down-Scaler



User Manual

VER 1.0

Thank you for purchasing this product

For optimum performance and safety, please read these instructions carefully before connecting, operating or adjusting this product. Please keep this manual for future reference.

Surge protection device recommended

This product contains sensitive electrical components that may be damaged by electrical spikes, surges, electric shock, lightning strikes, etc. Use of surge protection systems is highly recommended in order to protect and extend the life of your equipment.

Table of Contents

1. Introduction.....	1
2. Features.....	1
3. Package Contents.....	1
4. Specifications.....	2
5. Operation Controls and Functions.....	3
5.1. Front Panel.....	3
5.2. Rear Panel.....	4
6. Application Example.....	5

1. Introduction

Comprehensive's CDA-1418GAE is a HDMI 1x4 Splitter that distributes 1 HDMI source signal to 4x HDMI displays simultaneously which supports resolutions up to 4K2K@50/60Hz (4:4:4) 18Gbps. The CDA-1418GAE is able to extract audio from the HDMI source to both optical and analog outputs simultaneously. This HDMI splitter offers two EDID modes (COPY/AUTO) and all output ports support signal bypass and video downscaling (4K to 1080P).

2. Features

- ☆ HDMI 2.0b, HDCP2.2/HDCP1.4 compliant.
- ☆ Supports HDMI resolution the maximum up to 4K2K@50/60Hz (4:4:4)
- ☆ Supports digital and analog audio extract output from HDMI source.
- ☆ Supports output bypass and 4K->1080P downscaler function via dial switch on panel.
- ☆ EDID can be selected COPY and AUTO modes via dial switch on panel.
(COPY: It copies OUT 1 port EDID setting to all outputs port, If no HDMI OUT 1 capable EDID is detected then the unit will copy HDMI OUT 2. If no HDMI OUT 1~2 capable EDID is detected then the unit will copy HDMI OUT 3...etc. The priority order is OUT 1 to OUT 4.
AUTO: Compare OUT 1~OUT 4 EDID setting and output the best resolution to all outputs).
- ☆ Supports analog audio PCM 2.0.
- ☆ Supports optical audio pass-through format about LPCM 2.0/2.1/5.1CH, Dolby 5.1, Dolby True HD, Dolby DD+, DTS 5.1, DTS-ES 6/DTS-HDMA 5.1, DTS HD-HRA 5.1.

3. Package Contents

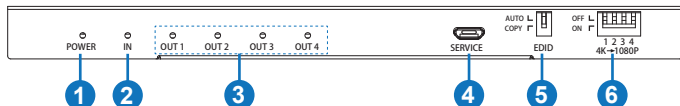
- ① 1× CDA-1418GAE (1x4 HDMI Splitter)
- ② 1× 5V/1A Power Adapter
- ③ 1× User Manual

4. Specifications

Technical	
HDMI Compliance	HDMI 2.0b
HDCP Compliance	HDCP 2.2 and HDCP 1.4
Video Bandwidth	18Gbps
Video Resolution	720P50/60Hz, 1080P50/60Hz, 4K2K24Hz, 4K2K30Hz, 4K2K@50/60Hz (4:4:4)
Color Space	RGB, YCbCr 4:4:4, YCbCr 4:2:2
Color Depth	4K60Hz 8-bit, 1080P 12-bit
HDMI Audio Formats	LPCM, Dolby Digital/Plus/EX, Dolby True HD, DTS, DTS-EX, DTS-96/24, DTS High Res, DTS-HD Master Audio, DSD
L/R Audio Formats	PCM 2.0
Optical Audio Formats	LPCM[2.0/2.1]CH, Dolby 5.1, Dolby True HD, Dolby DD+, DTS 5.1, DTS-ES 6, DTS-HDMA 5.1, DTS HD-HRA 5.1
ESD Protection	Human-body Model: $\pm 8\text{kV}$ (Air-gap discharge) , $\pm 4\text{kV}$ (Contact discharge)
Connections	
Inputs	1×HDMI Type A [19-pin female]
Outputs	4×HDMI Type A [19-pin female] 1×L/R Audio out [3.5mm Stereo Mini-jack] 1×Optical out [S/PDIF]
Mechanical	
Housing	Metal Enclosure
Color	Black
Dimensions	180mm(W)×62mm(D)×14mm(H)
Weight	227g
Power Supply	Input: AC100~240V 50/60Hz Output: DC5V/1A(US/EU standards , CE/FCC/UL certified)
Power Consumption	3.5W
Operating Temperature	0°C ~ 40°C / 32°F ~ 104°F
Storage Temperature	-20°C ~ 60°C / -4°F ~ 140°F
Relative Humidity	20~90% RH (non-condensing)

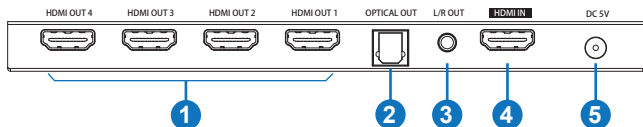
5. Operation Controls and Functions

5.1 Front Panel



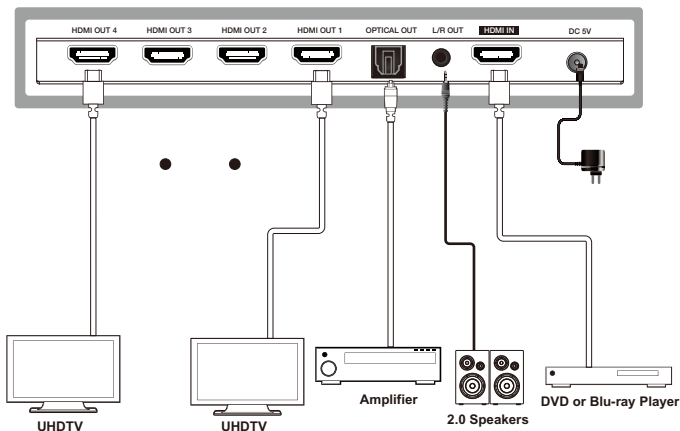
Number	Name	Function description
1	POWER LED	This blue LED will illuminate when the unit has connected power supply.
2	HDMI INPUT LED	This blue LED will illuminate when the HDMI IN port has connected an active HDMI source device with a HDMI cable.
3	HDMI OUTPUT LED	These blue LEDs will illuminate when the HDMI OUT port has connected an avtice display device with a HDMI cable.
4	SERVICE port	Fireware update used. (Manufacturer use only.)
5	EDID	<ul style="list-style-type: none"> • AUTO: Compare the EDID setting of the HDMI OUT 1~ 4 port display device, then transmit the best EDID signal to source device, the source device will transmit again the EDID signal to all outputs. • COPY: Copy the HDMI OUT 1 port EDID setting to source device(If no HDMI OUT 1 capable EDID is detected then the unit will copy HDMI OUT 2. If no HDMI OUT 1~2 capable EDID is detected then the unit will copy HDMI OUT 3...etc. The priority order is OUT 1 to OUT 4), the source device will transmit again the signal to all outputs.
6	Dial switch (4K→1080P)	<ul style="list-style-type: none"> • OFF: When the dial switch is dialled in 'OFF' position , signal input and output is bypass status. • ON: When the dial switch is dialled in 'ON' position, signal input will downscale(4k->1080P) output.

5.2 Rear Panel



Number	Name	Function description
1	HDMI OUTPUT	Connect to HDMI display device such as TVs or monitors.
2	OPTICAL OUT	Optical audio output. (This port outputs audio from HDMI IN port.)
3	L/R OUT	Analog audio output. (This port outputs audio from HDMI IN port.)
4	HDMI IN	Connect to HDMI source device such as DVD player or PS4.
5	DC 5V	Plug the 5V/1A DC power supply into the unit and connected the adapter to an AC outlet.

6. Application Example



The terms HDMI and HDMI High-Definition Multimedia interface, and the HDMI Logo are trademarks or registered trademarks of HDMI Licensing LLC in the United States and other countries.



80 Little Falls Road, Fairfield, NJ 07004
sales@comprehensiveco.com | 800-526-0242
www.ComprehensiveCo.com