

SLIDERONE[®]

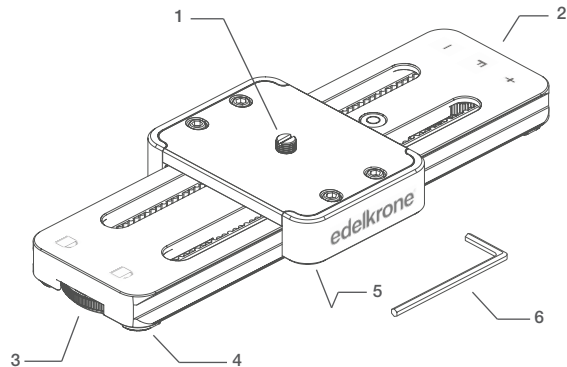
USER'S MANUAL

Before operating your edelkrone,
please watch the user's manual video.

TABLE OF CONTENTS

1. WHAT'S IN THE BOX & THE BASICS
2. HOW TO MOUNT YOUR SLIDERONE ON A TRIPOD
3. HOW TO OPERATE
4. USING WITH FLEXTILT HEAD
5. ADJUSTING SLIDERONE

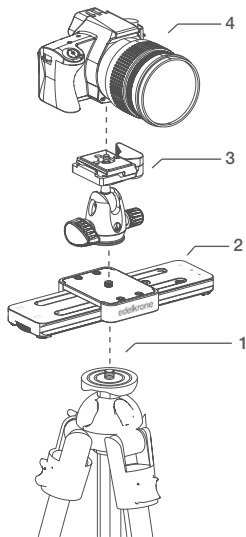
1. WHAT'S IN THE BOX & THE BASICS



1. 3/8" - 16 Mounting screw
2. Friction knob
3. Lock knob

4. Silicon feet
5. 3/8" - 16 Mounting port
6. 3mm Allen wrench

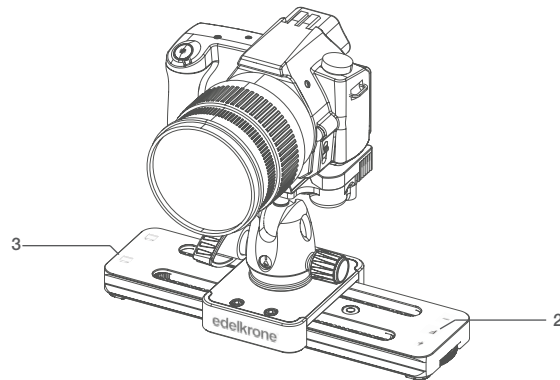
2. HOW TO MOUNT YOUR SLIDERONE ON A TRIPOD



You can use your SliderONE on a tripod or flat surface.

1. You can use the 3/8" - 16 screw port underneath your SliderONE to mount it to your tripod.
2. Place the SliderONE on your tripod and rotate until it is tight.
3. SliderONE also has 3/8" - 16 screw on top for your tripod head. Place your tripod head on SliderONE and rotate until it is tight.
4. Attach your camera to your head and you are ready to slide.

3. HOW TO OPERATE



1. For easy operation, use your SliderONE with the marks facing you.
2. You can adjust the friction of slides with the wheel under the friction mark.
3. You can lock/unlock your SliderONE with the wheel under the lock marks.



Always keep your SliderONE locked while not in use to transport it safely.

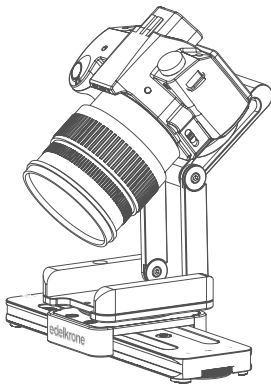


A detailed video explaining the mounting process can be found at:
manuals.edelkrone.com



A detailed video explaining how to operate the SliderONE can be found at:
manuals.edelkrone.com

4. USING WITH FLEXTILT HEAD



FlexTILT Head is recommended as a tripod head solution for SliderONE.

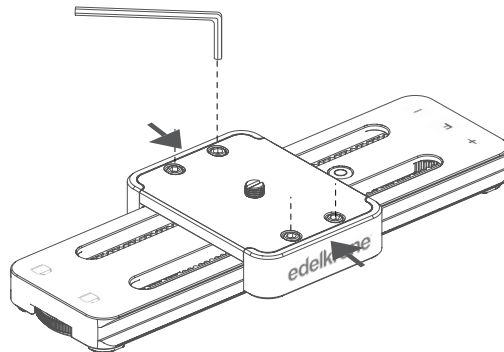
Adjust the center of gravity to

- Pan/tilt easily,
- Change the height of the camera easily.



A detailed video explaining how to use the FlexTILT Head with SliderONE can be found at: manuals.edelkrone.com

5. ADJUSTING SLIDERONE



If there is play in your SliderONE's carriage, follow these steps to improve the issue.

1. Loosen the screws.
2. Gently push from both sides as shown by the arrows.
3. Tighten screws while pushing from the sides.

DISCLAIMER

edelkrone cannot be held responsible for damage caused by improper use or modification of the product.



*For more information and tips about your SliderONE, please watch the user's manual videos at the link, **manuals.edelkrone.com***



