



GRAND PARA PRO USER GUIDE

35in/90cm(Deep), 43in/110cm(Deep),
51in/130cm(Deep), 63in/160cm, 70in/180cm

CE / CSA / ISO 9001 / ISO14001 / **RoHS**

Packing List

Your package contains the following items.



Included Parts:

1. Glow Grand Para Pro Softbox
2. Protective bag
3. Removable Inner and Outer Diffusers
4. Speedring Adapter

Optional Zoom-In-Bounce Arm System GLSBPARAZIB



Light focusing Zoom-InBounce Arm
with light stand mount.




Cage Mount and
Speedring Adapter
for most flash
modifier mounts.



Counterbalance
sandbag.

How to Set Grand Para Pro Softbox

There are 24 link levers to support the Rods




1. Unscrew the 4 bolts that lock the Speedring for your choice of flash mount.

2. Place the Speedring adapter to the back of the softbox.




3. Fasten the Speedring adapter onto the softbox using the 4 bolts removed in step 1.



4. Pull 24 rods up carefully to lock in place on the softbox. Follow around until the circle is complete. The perfectly assembled 24 Rods locked in position.



5. Connect your flash to the Glow Grand Para Pro.



6. (Optional) Attach the Inner Diffuser to the clips within the softbox.



7. [Optional] Attach the Outer Diffuser to the Velcro strip on the inside rim of the Grand Para Pro.

How to Assemble The Optional Zoom-In-Bounce Arm System



1. Remove any mounted Speedring adapter from the back of the Grand Para Pro by loosening the 4 locking bolts.
2. Position the main shaft of Zoom-In-Bounce Arm system into the back open end of the softbox.
3. Seat the attachment ring of Zoom-In-Bounce Arm to the Speedring adapter position at the back of the Grand Para Pro.



4. Fix the attachment ring position of the Zoom-In-Bounce Arm with the 4 bolts removed in step 1.
5. Lock the Speedring head adapter of your choice onto the Zoom-In-Bounce Arm Cage Mount.
6. Counterbalance the Arm with the weight with the sandbag.



Thank You for Choosing The Glow Grand Para Pro Softbox

The unique Glow Grand Para Pro Softbox series is the amazing construction of a parabolic design, supported by external rods; no metallic dowels or 'bones' interfere with the entire silvered interior bowl. The Glow Para Zoom-In Bounce Arm reverses the position of the flash to fill the interior of the parabolic bowl of the Grand Para Pro, a super-reflector, with the power of focused beams, pumps-up the output and becomes a custom illuminator.

The rod's length is adjustable to allow control of the position of the light source inside the Para Box, to use it as a focusable reflector softbox, producing a precisely concentrated beam, positioned to create a broad spread of light or any effect in between. The Grand Para Pro is the ideal source for mastering all location situations where quality counts by imitating natural sunlight - even in a sports arena or outdoors on a playing field.

The highlight /shadow ratio is optimized with a concentrated focus of illumination from the special bowl reflector, reverse umbrella design. The Grand Para Pro Softbox combines the strength of a key light while acting as an excellent reflector, blending perfectly with additional fill soft lights and is best for the full-length figure, fashion, large group shots, celebrity, lifestyle, and commercial assignments.

The construction mechanism is marvelously easy to open and close. The quick setup and convenient portability provides a perfect solution for serious photographers with excellence in lighting on their mind. There is exceptional efficiency in this design, and the flattering results reveal human form with grace and warmth, lending strength to this Softbox for typical striking fashion, portrait, and beauty photography. Light spread is exceptionally even, pleasing and contrasts balanced. The exceptionally smooth coverage handles groups and objects, even can be utilized for outdoor shoots, blending perfectly with daylight.

The entire Glow Grand Para Pro series employs advanced technology designed to create perfect images from high-end fashion to editorial and product still life subjects.

Specifications

Glow Grand Para Pro Common Specifications

Materials	Reinforced Fabric, Aluminum Rods, Aluminum Ring
Finish	Silver interior, black matte exterior, custom trim
Diffusion	Removable Front and Interior Baffle
Speedring Mount	Glow 144mm Interchangeable
Maximum Modeling Lamp Wattage	500W

Grand Para Pro

Diameter	35 in / 90 cm
Depth	25.5 in / 64.8 cm
Total Weight	4.5 lb / 2.3 kg
Closed Size	32 x 8.25 in / 81.3 x 21.2 cm
Case	Tough flexible fabric, zipper closures
Warranty	Five year
Materials	Water and heat resistant fabrics Nylon and Fiberglass Rods Aluminum Mount Adapter Ring
Diameter	43 in / 110 cm
Depth	30 in / 76.2 cm
Total Weight	5 lb 10.3 oz / 2.56 kg
Closed Size	37 x 8.25" / 93 x 21 cm
Case	Tough flexible fabric, zipper closures
Warranty	Five year
Materials	Water and heat resistant fabrics Nylon and Fiberglass Rods Aluminum Mount Adapter Ring

Diameter	51 in / 130 cm
Depth	34 in / 86.4 cm
Total Weight	5.0 lb / 2.26 kg
Closed Size	39 x 8.5 in / 99.0 x 21.6 cm
Case	Tough flexible fabric, zipper closures
Warranty	Five year
Materials	Water and heat resistant fabrics Nylon and Fiberglass Rods Aluminum Mount Adapter Ring
Diameter	63 in / 160 cm
Depth	29 in / 73.6 cm
Total Weight	5.0 lb 6oz / 2.7 kg
Closed Size	43 x 8.5 in / 109.2 x 21.6 cm
Case	Tough flexible fabric, zipper closures
Warranty	Five year
Materials	Water and heat resistant fabrics Nylon and Fiberglass Rods Aluminum Mount Adapter Ring
Diameter	70 in / 180 cm
Depth	34 in / 86.4 cm
Total Weight	8.0 lb / 3.6 kg
Closed Size	49 x 7 in / 124.5 x 17.8 cm
Case	Tough flexible fabric, zipper closures
Warranty	Five year
Materials	Water and heat resistant fabrics Nylon and Fiberglass Rods Aluminum Mount Adapter Ring

Five Year Glow Limited Warranty

Glow warrants to the original purchaser that your Glow product shall be free from defects in material and workmanship for the period of five (5) years from the date of purchase (or delivery as may be required in certain jurisdictions), or thirty (30) days after replacement, whichever comes later.

Glow's entire liability and your exclusive remedy for any breach of warranty shall be, at Glow's option, to repair or replace the hardware, provided that the hardware be returned to the point of purchase or such other place as Glow may direct with a copy of the sales receipt or dated itemized receipt. Glow may, at its option, replace your product, offer to provide a functionally equivalent product, or repair any product with new, refurbished or used parts as long as such parts comply with the product's technical specifications. Any replacement hardware product will be warranted for the remainder of the original warranty period or thirty (30) days, whichever is longer, or for any additional period that may be applicable in your jurisdiction. If the product has been discontinued, the warranty provider reserves the right to replace it with a model of equivalent quality and function.

This warranty does not cover problems or damage resulting from accident, abuse, misapplication, or any unauthorized repair, modification or disassembly, improper operation or maintenance, normal wear and tear, or usage not in accordance with product instructions or connection to improper voltage supply, use of consumables, such as replacement batteries, not supplied by Glow, except where such restriction is prohibited by applicable law.

Except where prohibited by applicable law, this warranty is nontransferable and is limited to the original purchaser and the country in which the product was purchased. This warranty gives you specific legal rights, and you may also have other rights, including a longer warranty duration that may vary under local laws.

To start a warranty claim contact the Glow Customer Service Department to obtain a return merchandise authorization ("RMA") number, and return the defective product to Glow, along with the RMA number and proof of purchase.

Question about our product line? Need Product Support?

We are proud of our products and celebrate our customers. We are with you, from product selection to everyday use. Be secure with your purchase and reach us as you need.

Email us: brands@adorama.com

Call: 212-647-9300

Address: Adorama Brands, 42 West 18th Street, New York, NY 10011

You can always contact us at BRANDS@ADORAMA.COM for personal technical support. Our web site contains a wide range of Support and FAQ pages with valuable technical assistance.

GLOW is a registered trademark of ADORAMA CAMERA.

© 2019 Adorama Camera, Corp. All Rights Reserved.

