



**PROFOND
QUICK-OPEN DEEP
OCTADECAGON SOFTBOX**

27"/70cm 35"/90cm 47"/120cm 55"/140cm
47"/120cm 70"/180cm with Focus Rod



The PROFOND is profound.

Thank you for choosing the Profond.

The Glow Profond Quick-Open Deep Octadecagon Softbox is one of the most exquisitely designed light modifiers to hit the photo-verse. Discover a perfectly softened source of luminance that gracefully meets your subject after traveling through the Glow Profond physic and radiates through the opulent boule. From the most prominent 70" to the smallest 27" model, these superbly efficient light modifiers from Glow, utilize the impressive Quick-Open system for rapid setup, painless disassembly, and convenient storage. Gone are the days of injured digits attempting to pull up on the rods to secure into lock position or to release the rod spokes for deployment. The reverse process of closure is quick and straightforward.

The unique Glow Profond Quick-Open Deep Octadecagon Softbox is the fantastic construction of a parabolic design, supported by 18 external nylon fiberglass rods; no metallic dowels or 'bones' interfere with the perfectly shaped silvered interior bowl. The Softbox provides the ideal source for mastering all location situations where quality counts by imitating natural sunlight - even in the sports arena or outdoors on the playing field. The Profond Quick-Open Deep Octadecagon Softbox combines the strength of a keylight while acting as an excellent reflector, blending perfectly with daylight or additional fill soft lights and is best for the full-length figure, fashion, large group shots, celebrity, lifestyle, and commercial assignments. This one modifier can serve as the main light, as an excellent reflector, imitate a large beauty dish, or by adding the outer diffuser shield, you can change the overall wash of sharper light to a less harsh attitude. Independently, the inner diffuser avoids hotspots while maintaining the 'pop' of the silvered rim of material extending beyond its position. The use of both outer and inner double diffusion material combine to go even farther to produce very soft light, thereby creating three levels of contrast, sharpness, and dimension.

Profond, French for "deep," only begins to describe it. Your photos will be profoundly epic.

Features

- Quick Open System Allows for Simple Setup and Storage.
- Interchangeable Speedring system Bowens mount included.
- Masterful control of light efficiency with flexible solutions.
- Variable range from even and soft to power and snappy.
- The operation of the parabolic rib spokes is genuinely the quickest and smoothest opening and closing mechanism in the genre.
- Once constructed, the gracefully curved interior creates a perfect silvered reflector for a rear-mounted or the reverse light throw designs using a Focus Rod mounted flash head FS model.
- The striking yellow/orange accented against black exterior design exhibits a vibrant and confident appearance.
- The structure is stable and firm. The whole modifier says 'quality' and promises 'delicious' results.
- Quick-Open locks are exceptionally comfortable to use.
- Rubberized rods sleeves, lock levers, and fabrics protect and buffer pressure points from sharp or metallic surface discomforts to fingertips.
- 47" and 70" available as Focusing Rod based to transform your Softbox into a focused, hard specular or unfocused, soft, diffused light source.
- Focus Rod locks at any length to suit the situation and effect.

Safety Instructions and Precautions

Please read and understand all the instructions to avoid injury to yourself or damage to the Glow Profond Quick-Open Deep Octadecagon Softbox.

- Do not expose to moisture. Do not use near water.
- Do not let any foreign matter spill into the softbox.
- Do not expose to chemicals such as benzene and lacquer-based thinners.
- Do not use liquid or aerosol cleaners. Clean with a soft damp cloth only.
- Do not try to disassemble or repair the softbox yourself.
- Do not subject to severe impact,
- Do not place heavy objects on the folded or constructed softbox.
- Do not store in dusty environments or areas with high humidity.
- Glow Profond Softbox fabric is heat-resistant to a degree. Limit the modeling lamp to a 250w Halogen bulb where the surface temperature does not exceed 105°F/40°C. Never expose the softbox directly to fire or open flame.
- All photos in the manual cover all Glow Profond Parabolic Quick-Open Softbox varieties and are for illustrative purposes only.

Included Items

Glow Profond Quick-Open Deep Octadecagon Softbox
[27"/ 70cm, 35"/ 90cm, 47"/ 120cm, 55"/ 140cm]



Outer Diffusion



Inner Diffusion



Egg Crate Grid



Speedring



Profond Softbox



Carry Bag

Models 47FS [47"/120cm] and 70FS [70"/180] also includes:



Focus Rod

Flash head speedring
and cage for Focus Rod


Profond Setup Instructions

For Models 27" / 70 cm, 35" / 90 cm, 47" / 120 cm, 55" / 140 cm

1. Remove the Profond Softbox from the carrying case.
2. Rest the edge of the Parabolic Softbox, opposite the Bowens speeding, on a flat surface, and gently spread out the rods that support the silvered fabric material.
3. Grasp on of the rods near the speeding mechanism. Lift the rod carefully until the black level lock captures and locks it into position.



4. Continue to lift rods to complete the circle, making sure that the Quick-Open latches, with the lever up, when it is the proper position.



5. The Parabolic Softbox is now fully opened and correctly constructed.



You can now attach the assembled softbox directly on a Bowens mount flash like any other modifier or replace the adapter to match the strobe of choice from the wide variety of Glow 144mm Speedrings. Unscrew two of the lock tabs and the master screw lock and slip out the old speedring and reverse the procedure to install a new. Always follow the strobe manufacturer instructions for installing a modifier.




For the 47FS and 70FS models with a Focus Rod.

The Profond Softbox body constructs the same way on all models, following steps 1 through 5.

The Focus Rod version extends the capabilities of the structure to act as an even more effective softbox with the added feature of internal mounting of the source flash on a variable-length rod, to focus the output to the photographer's choice of intensity.


1. Slip the Focus Rod assembly through the center socket of the back end of the Profond Softbox. The end with a hook should be facing outward.



2. With the rod inserted in the socket and slid almost entirely outward, Attach the flash cage onto the opposite end of the rod. The flash mount should be open and ready for your strobe head.




3. Once attached, place a counterweight sandbag on the hook, loosen the lock knob on the Focus Rod assembly socket and slide the rod with the flashhead to achieve a safe balance.




4. Lock 'er up! We would want an accident, now, would we?



5. The light will now bounce off the curved inner walls of the Parabolic Softbox, resulting in a range broad spread of softer indirect light to a concentrated harsh beam. Use the scale on the rod to repeat a setup that you want to duplicate.



The cable that connects to a monolight or flashhead for power passes through a Velcro window flap designed for that purpose, on the side of the Profond. Snake the wire through the opening and close the flap to limit light leaks.



Optional Steps

Attach a Diffusor (or two)

The softbox can perform as a powerful light modifier in several ways: the more diffusion, the less dramatic the Parabolic Softbox wrap.


This one modifier can serve as a keylight, as a giant reflector, imitate an outsized beauty dish, or by adding the outer diffuser shield, change the overall wash of sharper light to a less harsh mood.



- Try the power of the Profound without diffusion, as a super parabolic reflector.
- Add an outside diffusor to the softbox for a snappy light output with subdued shadows. Attach the Velcro lined edge of the outer diffusor to the inside perimeter of the softbox.
- Use the internal diffusor together with the external material to maximize the softness of the flash cast an even spread from the softbox, free of any apparent hotspot. The diffusion material has a center disk that guarantees the smoothest distribution of light. Attach the tabs on the diffusor to the tabs on the inside of the Profound Softbox.
- The internal diffusor can be used independently; the inner diffusor incorporates a central circular panel to avoid hotspots while maintaining the 'pop' of the silvered rim of material extending beyond its recessed position.



The included egg-crate grid controls the light spread and spill for the master's touch. Velcro the edge within the inner matching touch strip to secure the grid and enjoy the *Profond lumière*.



Installing an optional Parabolic Softbox adapter ring

If your flash uses a different mount than the Bowens S-Type, a Glow 144mm speeding adapter is needed. The process is simple to exchange the reflector's mount ring:

- Unscrew and remove the only thumb nut. With a Philips head screwdriver, loosen the three screws, which are on the ring plate tabs, enough to slip the adapter ring free. The reflector mount ring slips out effortlessly from the grasp of the three other tabs.



- Choose the Glow Adapter Ring to match the mount style of your flashhead. The wide flange of the new speedring adapter fits under the three fixed tabs. Securely tighten the three-ring plate tabs and replace the thumb nut. Follow your strobe's instructions for installing a light modifier.

In Closing

Closing the Profound Softbox is a snap. Really. Depress the rod release tab adjacent to the spoke you wish to collapse. Without much effort or stress, each rod folds back to rest in a nicely compact column. Pack it in the zippered canvas travel case, primed for the next gig.



It is really not the end. You see, Glow has a lot more to offer for enriching your photographic creativity. Every light, modifier, enhancer, or accessory you purchase from us carries the hand-in-hand relationship that is the hallmark of our brands.

Look forward to success and a long, rewarding relationship.
See you soon!

Specifications

Speedring Mount diameter	144 mm
Materials	Reinforced Fabric, Fiberglass Rods, Aluminum Ring
Finish	Silver interior, black matte exterior, custom trim
Mount	Glow 144mm Interchangeable Bowens [supplied]
Sections / Rods	18
Focus Rod Size	36 inches / 89.91 cm
Focus Rod Assembly Weight	2 lbs 9.5 oz / 1.2 kg

Model	27	35	47
Diameter Open	27" / 70cm	35" / 90cm	47" / 120cm
Depth Open	24.0" / 61cm	28.2" / 71.6cm	33.0" / 84cm
Weight	3lb 5oz / 1.5kg	3lb 13.6oz / 1.75kg	5lb 8.1oz / 2.5kg

Model	47FS	55	70FS
Diameter Open	47" / 120cm	55" / 140cm	70" / 180cm
Depth Open	35.0" / 84cm	35" / 90cm	41.8" / 106cm
Weight	7lb 4oz / 3.3kg	7lb 6oz / 3.5kg	9lb 4oz / 4.2kg

In the Box

- Glow Profond Quick-Open Deep Octadecagon Softbox
- Glow Bowens Speedring
- External Diffuser
- Internal Diffuser
- Eggcrate Grid
- Zippered Storage Bag
- Focus Rod [FS versions]
- Flashhead Cage and Speedring [FS versions]
- Glow 1-Year USA Warranty

One Year Glow Limited Warranty

Glow warrants to the original purchaser that your Glow product shall be free from defects in material and workmanship for the period of one (1) year from the date of purchase (or delivery as may be required in certain jurisdictions), or thirty (30) days after replacement, whichever comes later.

Glow's entire liability, and your exclusive remedy for any breach of warranty shall be, at Glow's option, to repair or replace the hardware, provided that the hardware is returned to the point of purchase or such other place as Glow may direct with a copy of the sales receipt or dated itemized receipt. Glow may, at its option, replace your product, offer to provide a functionally equivalent product, or repair any product with new, refurbished or used parts as long as such parts comply with the product's technical specifications. Any replacement hardware product will be warranted for the remainder of the original warranty period or thirty (30) days, whichever is longer, or for any additional period that may be applicable in your jurisdiction. If the product has been discontinued, the warranty provider reserves the right to replace it with a model of equivalent quality and function.

This warranty does not cover problems or damage resulting from accident, abuse, misapplication, or any unauthorized repair, modification or disassembly, improper operation or maintenance, normal wear and tear, or usage not in accordance with product instructions or connection to improper voltage supply, use of consumables, such as replacement batteries, not supplied by Glow, except where such restriction is prohibited by applicable law.

Except where prohibited by applicable law, this warranty is nontransferable and is limited to the original purchaser and the country in which the product was purchased. This warranty gives you specific legal rights, and you may also have other rights, including a longer warranty duration that may vary under local laws.

To start a warranty claim contact the Glow Customer Service Department to obtain a return merchandise authorization ("RMA") number, and return the defective product to Glow, along with the RMA number and proof of purchase.

Question about our product line? Need Product Support?

We are proud of our products and celebrate our customers. We are with you, from product selection to everyday use. Be secure with your purchase and reach us as you need.

Email us: brands@adorama.com

Call: 212-647-9300

Address: Adorama Brands, 42 West 18th Street, New York, NY 10011

You can always contact us at BRANDS@ADORAMA.COM for personal technical support. Our web site contains a wide range of Support and FAQ pages with valuable technical assistance.

GLOW is a registered trademark of ADORAMA CAMERA.

© 2020 Adorama Camera, Corp. All Rights Reserved.

