

**GVM**<sup>®</sup>  
Great Video Maker  
**GVM-WL-DMX**

V0

## PRECAUTIONS

1. The product is not waterproof, please use it in a rainproof environment.
2. The product is not anti-corrosion, therefore do not let the product touch any corrosive liquid.
3. When using the product, make sure the product is put firmly and prevents falling and damage.
4. If the product will not be used for a long time, please switch off the power to reduce energy loss.

## WARNING:

- ⚠ This product is not waterproof, please keep it dry.
- ⚠ Before connecting the transmitter to the receiver, the transmitter and receiver need to be reset to ensure a successful connection. Do not use in temperatures exceeding 45 Celsius degrees.
- ⚠ Please do not disassemble the product by yourself, if the product malfunctions, it must be inspected and repaired by our company or authorized maintenance personnel.

## DISCLAIMERS

1. Before using this product, please read the text carefully to ensure that the correct operation of the product has been carried out. Failure to follow and not following the instructions and warnings in this document may cause harm to you and others around you, or even damage the product or other surrounding items.
2. By using this product, you are deemed to have carefully read the disclaimer and warning, understand and acknowledge all the terms and contents of this statement, and promise to take full responsibility for the use of this product and the possible consequences.
3. Design and specifications are subject to change without notice.

1

## PRODUCT INTRODUCTION

Welcome to use "GVM-WL-DMX", this product is designed for photography and videography enthusiasts. .

The main features of the product are:

1. This is a plug and play DMX wireless receiver that can receive 2.4G wireless DMX Signal transmission within 300 meters of distance.
2. Support Type-c for power supply.
3. Compatible with fixtures that has standard 5 pin DMX connector, DMX plug can be rotated 270°.

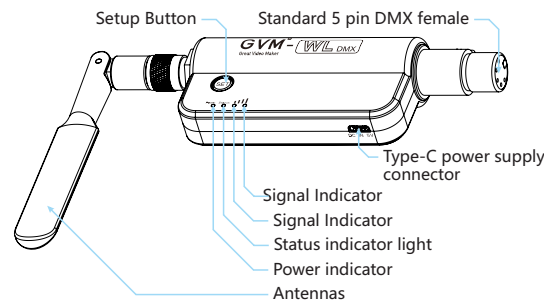
We firmly believe that the correct use of this product will certainly be of great help to your production workflow. We strongly recommend you to read the following user guide carefully before using the product.

## PRODUCT PARAMETER

- Brand: GVM
- Model: GVM-WL-DMX
- Product Name: Wireless DMX Receiver
- Power supply: Type-C power supply
- Power supply interface: Type-C
- Input parameter: 5V~90mA
- Compatible models: Compatible with light fixtures that has standard 5 pin DMX connector
- DMX plug rotate angle: 270°
- Operating temperature: -20~45°C
- Net weight: 172G
- Product size(mm):146×50×28
- Product Origin: China. Huizhou

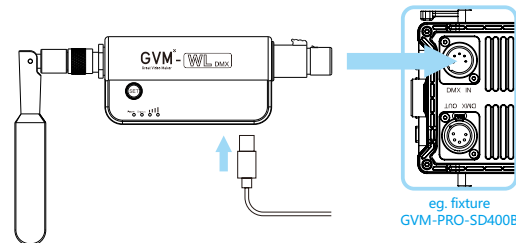
2

## PRODUCT STRUCTURE ICON



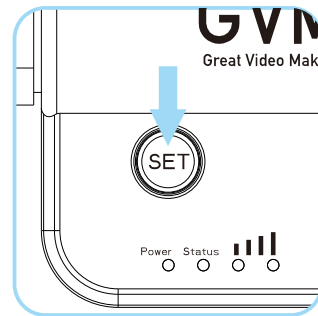
## INSTRUCTIONS FOR USE

- 1 After inserting the receiver GVM-WL-DMX into the standard 5 pin DMX male connector of the fixture, use the included Type-C cable to connect to a DC power supply.

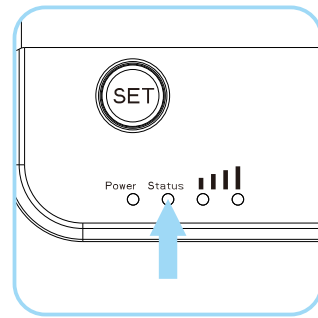


3

- 2 Press and hold the SET button to reset, after resetting the power indicator shows a constant state.



- 3 When the Status indicator start to fast blinking, it indicates that the connection with the transmitter is in progress. After successful connection, the Status indicator turns to constant state and the signal indicator shows the signal strength.



4

QC  
PASS



GVM Official Website

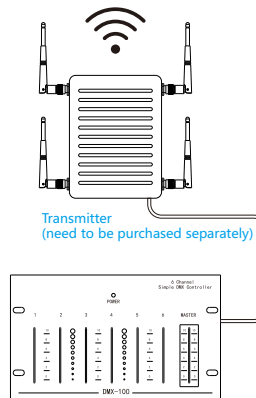
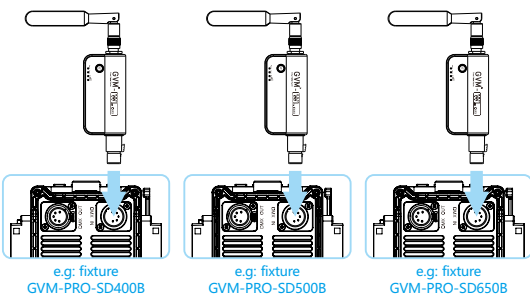


Facebook

Huizhou City Latu Photographic Equipment Co., Ltd.  
Web: www.gvmltd.com  
B&H Email: bh@gvmltd.com  
GVM Email: support@gvmltd.com  
Amazon Email: amazonsupport@gvmltd.com  
Warehouse Address: 12205 MCNULTY RD, STE 105 PHILADELPHIA, Pennsylvania 19154, USA

## CONNECTION DEMONSTRATION

The pictures are provided for instruction only.  
Consoles and transmitters need to be purchased separately.



Console (need to be purchased separately)

5

## PACKING LIST

Name	Quantity	Notes
Wireless DMX Receiver	1	
Type-C Power Cable	1	
CPE Bag	1	
Instructions	1	
Box	1	

## PRODUCT WARRANTY

Dear user, this warranty card is important proof for applying for warranty service. Please cooperate with the salesperson to fill it out and keep it properly. Thank you!

Product Information	Model Number	Product Barcode
User Information	Name	Contact Number
	Mailing Address	
Seller Information	Name	Contact Number
	Mailing Address	
	Sales Date	
Remarks		

Note: this form should be confirmed by the salesperson's stamp.

6

### Applicable Products

This document applies to the products listed in the relevant "Product Warranty Information" (see instructions below). Other products or components that do not fall within this scope (such as promotional products, gift items, and other components added after the factory) are not covered by this warranty promise.

### Warranty Period

The corresponding warranty period for products and components shall be executed according to the relevant "Product Warranty Information". The warranty period starts from the first day of purchase of the product, and the date of registration on the warranty card at the time of purchase shall prevail.

### How to Obtain Warranty Service

You can directly contact the product salesperson or authorized service agency, or call GVM's after-sales service hotline to contact us and have our service personnel arrange service for you. When applying for warranty service, you should provide a valid warranty card as a warranty certificate to be eligible for warranty service. If you cannot provide a valid warranty card, we may also provide you with warranty service under the circumstance that our products or components are confirmed to be within the warranty scope, but this is not our obligation.

### Cases where warranty does not apply:

If the product meets the following conditions, the warranty and service under this document will not apply:

1. The product or parts have exceeded the corresponding warranty period.
2. Malfunctions or damages caused by incorrect or improper use, maintenance, or storage, such as improper handling, use for purposes other than the reasonable expectations of the product, incorrect insertion or removal of external devices, falling or crushing due to external force, or exposure to inappropriate temperature, solvents, acids, alkalis, water immersion, or damp environments.
3. Malfunctions or damages caused by unauthorized installation, repair, modification, addition, or disassembly by institutions or personnel not authorized by GVM.

7

4. Modifications, changes, or removals of the original identification information of the product or its parts.
5. Lack of valid warranty card.
6. Malfunctions or damages caused by the use of unauthorized, non-standard or non-publicly released software.
7. Malfunctions or damages caused by force majeure or accidents.
8. Other malfunctions or damages not caused by quality issues of the product itself. In such cases, you should seek solutions from the relevant responsible parties, and GVM will not be held liable. Malfunctions or damages caused by components, accessories, or software not covered by the warranty or beyond the warranty scope that renders the product unable to function properly are not covered by the warranty. Fading, wear, and consumption that is normal during the product usage process are not covered by the warranty.

### Product Warranty and Service Support Information

The product warranty period and service types are implemented according to the following "Product Warranty Information" for each product category, component, and optional equipment:

Product Category	Optional	Maintenance Period(Month)	Warranty Service Type
Component	Circuit Board	12	Customer service repair

8