

FRAME 8

8-SLOT
80 SERIES



USER MANUAL

INTRODUCTION

Thank you for choosing the **FRAME 8**. Heritage Audio is dedicated to bringing you ‘the sound of yesterday for tomorrow’. We specialize in capturing that unique, enticing sound that everybody has fallen in love with. For years engineers, producers and musicians have been yearning for that classic vibe. Usually the only option is to search for old, used original equipment that is almost always in a questionable state of operation. This brings with it a whole lot of other issues, making the experience less than desirable. Not to mention the very high prices asked for this equipment, which makes them virtually unobtainable for the great majority. Now it’s possible to obtain that same sound with a brand new piece that will give you all the problem-free, heavy-duty use you’ll need for years of music making history.

Peter Rodriguez
CEO
Heritage Audio - Madrid, Spain

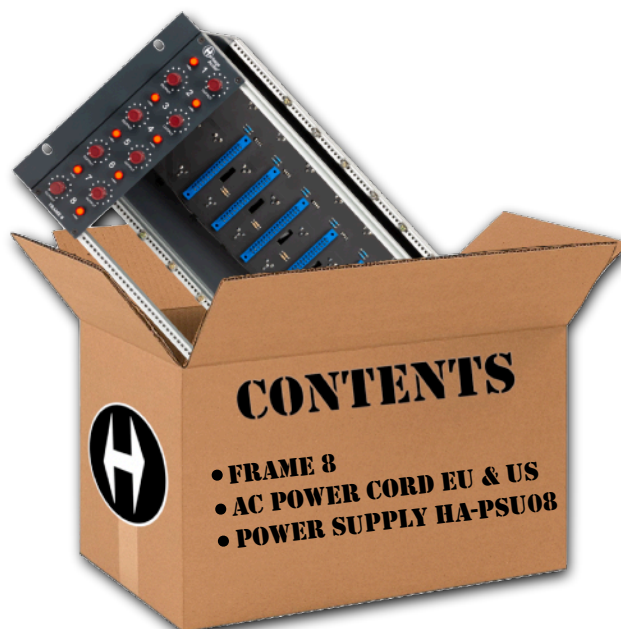


© 2022 Heritage Audio S.L. is the sole owner of the copyright of all information and drawings contained in this manual which are not to be copied or reproduced by any means or disclosed in part or whole to any third party without written permission.

Heritage Audio reserves the right to alter specifications without notice. The information in this manual has been carefully checked and is believed to be accurate at the time of publication. However, no responsibility is taken by us for inaccuracies, errors or omissions nor any liability assumed for any loss or damage resulting either directly or indirectly from use of the information contained within it.

TABLE OF CONTENTS

INTRODUCTION	2
CONTENTS	2
DESCRIPTION	3
APPLICATIONS	6
SPECIFICATIONS	9
TROUBLE SHOOTING	9
WARRANTY STATEMENT	10
REGISTRATION	10
RECALL SHEETS	11



DESCRIPTION

Our **FRAME 8** is handmade in the EU employing the same exact ISEP mechanical components used in the Series 80 consoles with aluminium rails, guides, etc. This will ensure your original vintage modules, as well as any of the currently made modules, will fit like a glove.

Every channel has its own output control to attenuate the signal before the output transformer as well as an illuminated phantom switch to provide 48 V.

The **FRAME 8** is also ready for linking up to eight 2264E (Legacy Product) compressors.


The back panel features Neutrik gold plated XLR connectors for MIC and LINE inputs, as well as LINE outputs for connecting equipment.

External Power Supply Unit is connected by a Neutrik gold plated 4-pin XLR. It is configurable for 220-240 V or 110 V. The power supply is included.



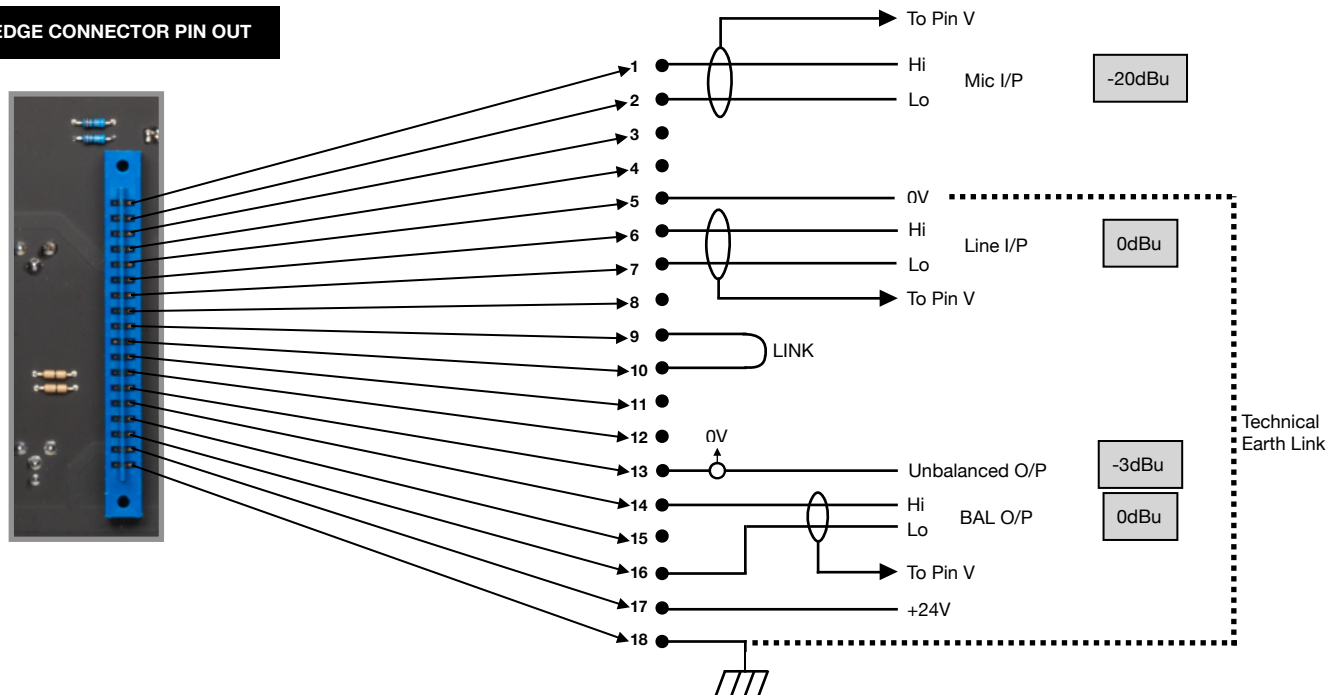
GETTING STARTED

FRONT



1	2	3	4	5
PHANTOM POWER SWITCH Activates the 48 V power for Condenser MICs.	OUTPUT ATTENUATOR Attenuates from 0 to infinity	8 x EDGE CONNECTOR To connect and power the 80 Series Modules.	Impedance Switch Space Opening to allow the Impedance Switch through.	RAIL To fasten and secure the 80 Series Modules in place.

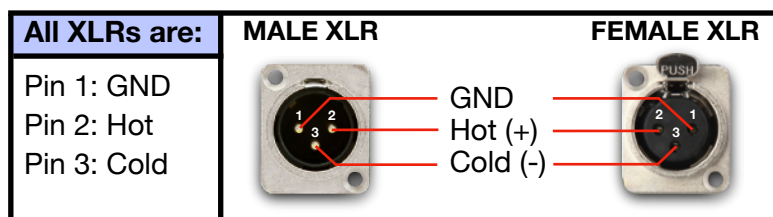
FRAME 8 EDGE CONNECTOR PIN OUT



REAR



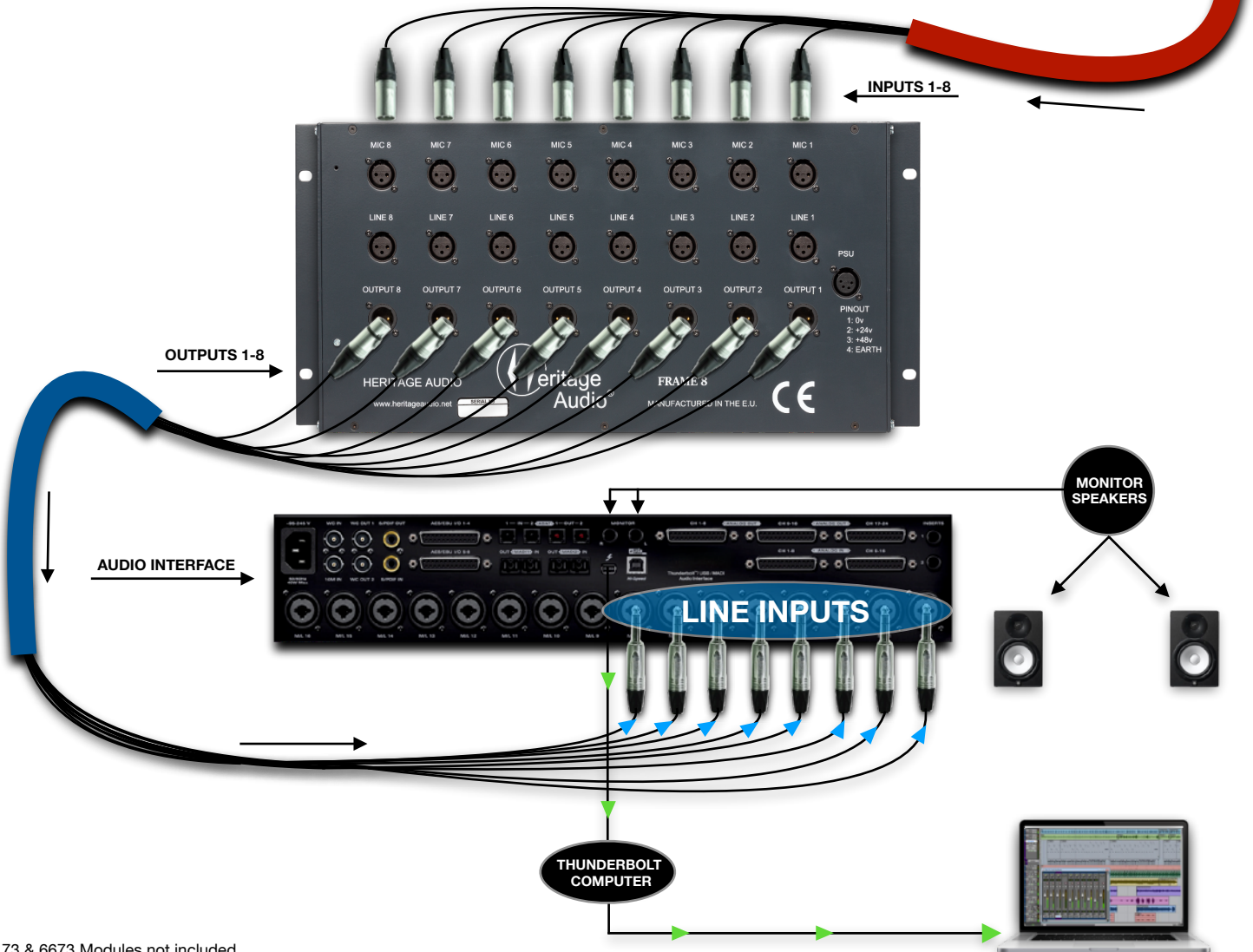
1	2	3	4
MIC INPUT 8 x Female XLR, Gold Plated.	LINE INPUT 8 x Female XLR, Gold Plated.	LINE OUTPUT 8 x Male XLR, Gold Plated.	POWER CONNECTOR Neutrik gold plated 4-pin XLR.



DRUM RECORDING

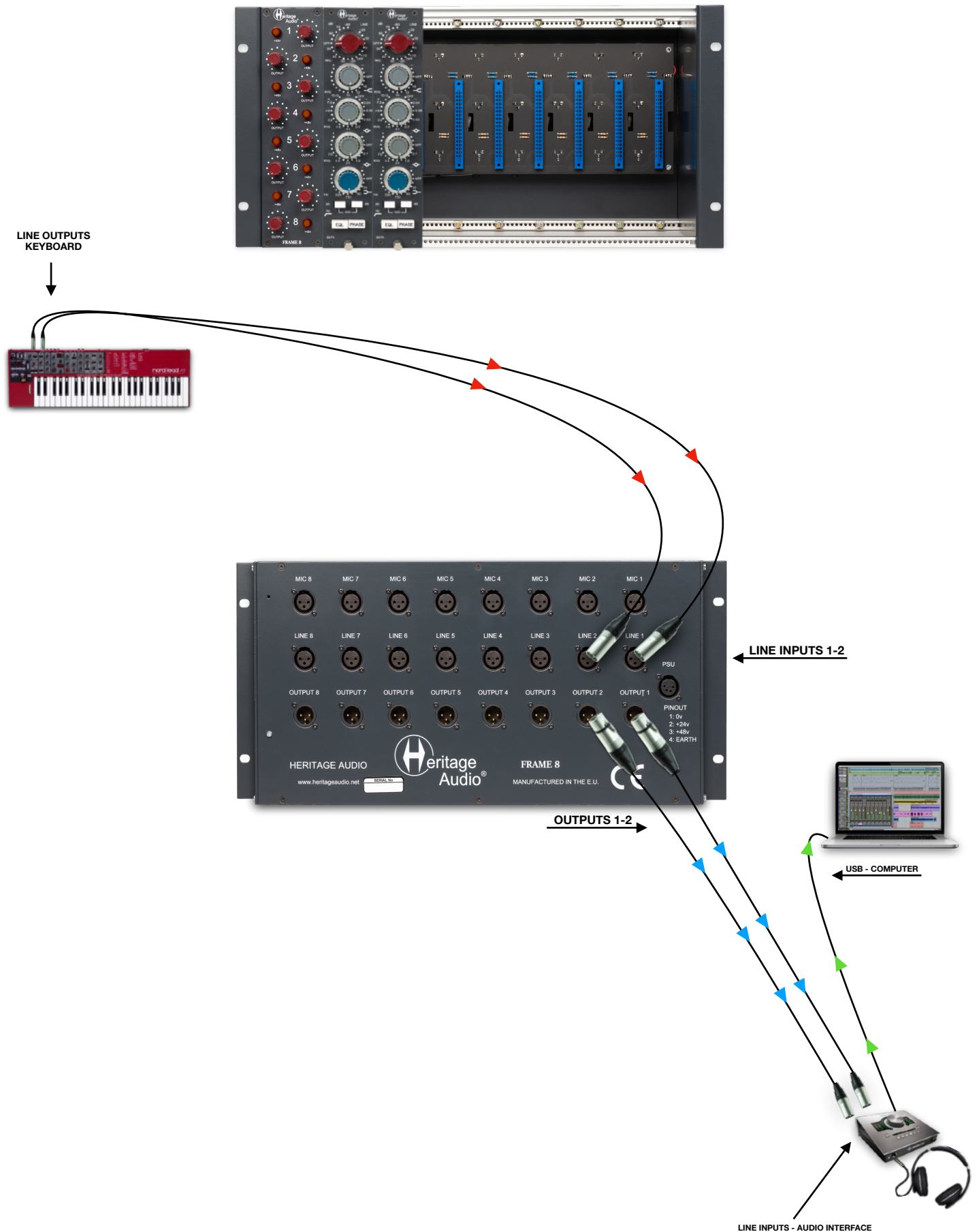


1 - MIC INPUT	KICK
2 - MIC INPUT	SNARE ↑
3 - MIC INPUT	SNARE ↓
4 - MIC INPUT	HI HAT
5 - MIC INPUT	TOM 1
6 - MIC INPUT	TOM 2
7 - MIC INPUT	OH - L
8 - MIC INPUT	OH - R



8173 & 6673 Modules not included

LINE



6673 Modules not included

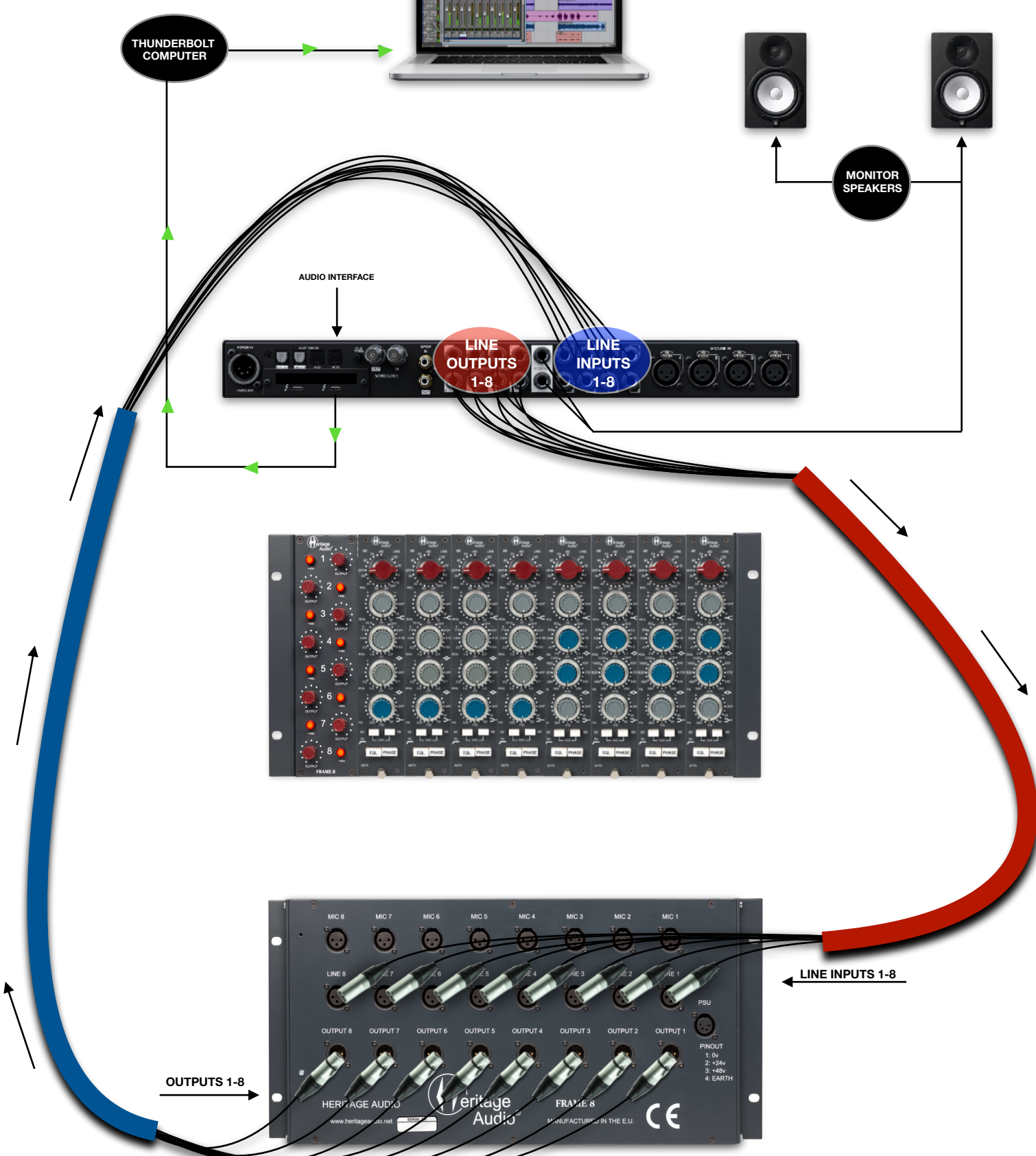
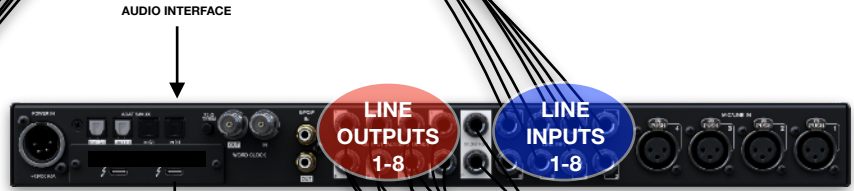
AUDIO PROCESSING



THUNDERBOLT COMPUTER



MONITOR SPEAKERS



8173 & 6673 Modules not included

SPECIFICATIONS



- Handcrafted in the EU employing the same mechanical components used in vintage Series 80 consoles.
- Neutrik gold-plated XLRs for Mic and Line inputs.
- Neutrik gold plated XLRs outputs.
- Illuminated red pushbuttons for +48 V phantom power (Less than 260 mA @ 48 V DC).
- Prepared for Compression Linking of buses A and B.
- Separate output controls per slot.
- Dimensions (W x H x L): 315 mm x 230 mm (6U) x 482 mm.

TROUBLE SHOOTING



PROBLEMS	SOLUTIONS
There doesn't seem to be any power feeding the FRAME 8.	Make sure it has been connected to its power supply. It is configurable for 220-240 V or 110 V
I'm trying to use a condenser microphone but it doesn't seem to recognise it.	Make sure you have activated the 48 V button for the corresponding channel.
I'm getting too much signal at my DAW.	Try reducing the OUTPUT with the red knob on the right.
I'd like to change the Impedance from 1200 to 300 Ω but don't know how.	There is a switch on the back of the modules that will allow this. You will have to remove the module first to access it.

* For any further doubts or questions please get in contact with us at: support@heritageaudio.com

WARRANTY STATEMENT

LIMITED 2 YEAR WARRANTY

Heritage Audio FRAME 8 is warranted by Heritage Audio SL to be free from defects in materials and workmanship for the period of 2 years to the original purchaser. In the event of such defects, the product will be repaired without charge or, at our option, replaced with a new one if delivered to Heritage Audio prepaid, together with a copy of the sales slip or other proof of purchase date. The warranty excludes problems due to normal wear, abuse, shipping damage or failure to use the product in accordance with the specifications.

Heritage Audio shall not be liable for damages based upon inconvenience, loss of use of the product, loss of time, interrupted operation or commercial loss or any other damages, whether incidental, consequential or otherwise.

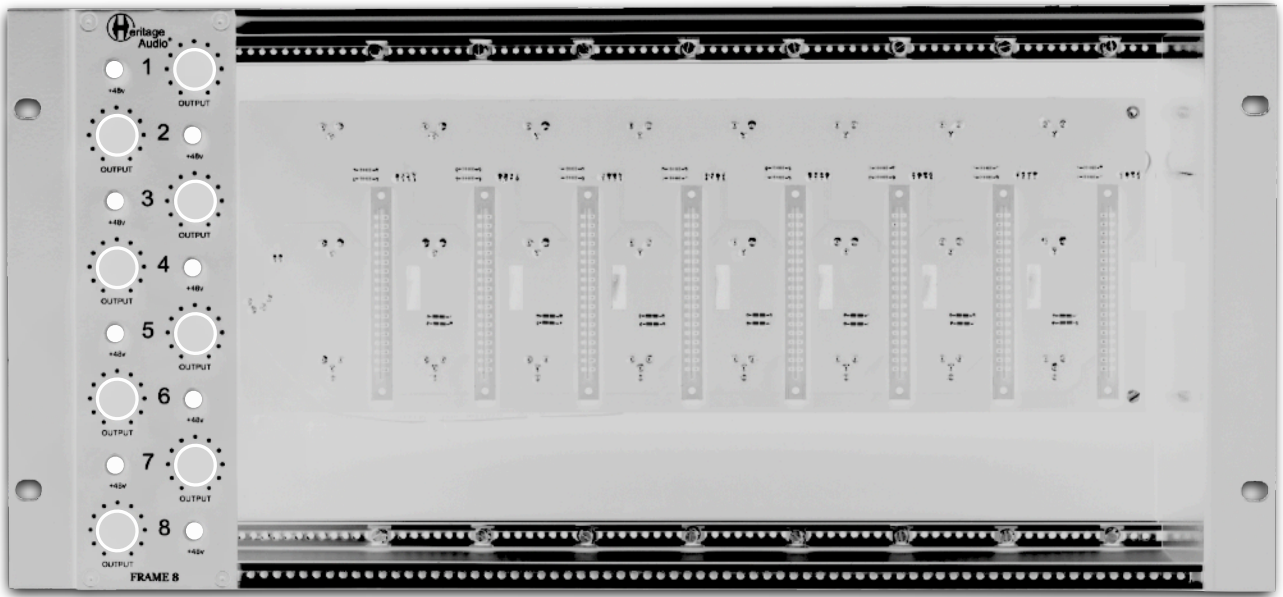
This warranty is not transferable.




REGISTRATION

Please visit our website: <https://heritageaudio.com/registration/>

RECALL SHEETS

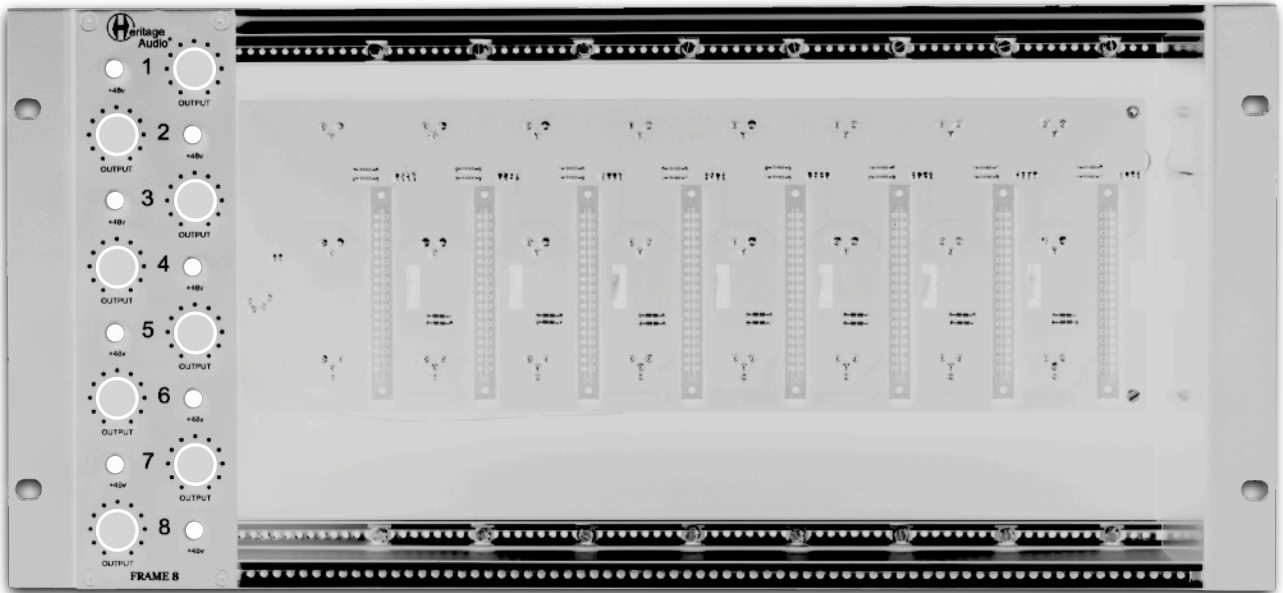


Session / Title: _____ Track: _____ Connected Equipment: _____


Switch **ON** 

Date: _____ Instrument: _____ Notes: _____

Switch **OFF** 



Session / Title: _____ Track: _____ Connected Equipment: _____

Switch **ON** 

Date: _____ Instrument: _____ Notes: _____

Switch **OFF** 



www.heritageaudio.com

HERITAGE AUDIO. C/ Alfonso Gómez, 38, 3C. 28037 Madrid – Spain. Tel: +34 917 266 189

info@heritageaudio.com

