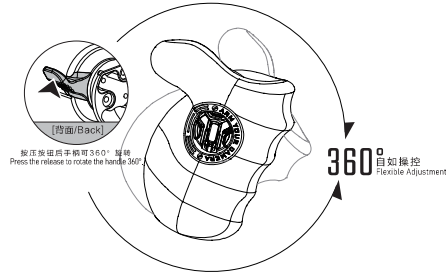
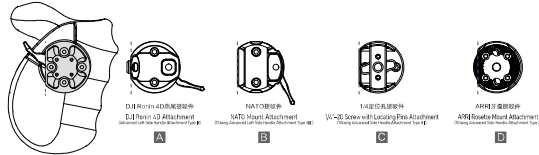


ADVANCED WOODEN HANDLE

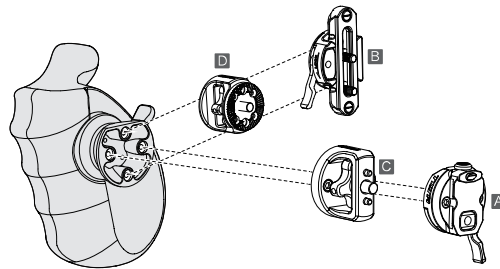
TILTA << 大师木手柄 >>



最新推出可拆卸接口方案 << ADVANCED INTERCHANGEABLE MOUNTING SOLUTIONS >>



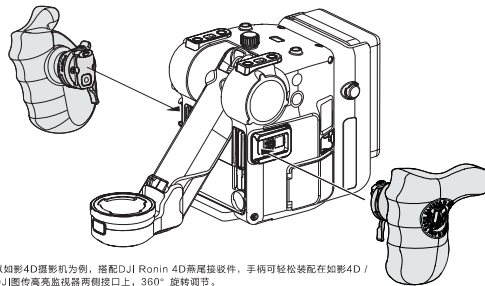
注：装配时根据接口形状安装接驳件即可。可根据需求选择相应的接驳件装配。
配置内不含接驳件，可联系TILTA官方客服咨询了解。
NOTE: Please install the side handle attachment according to the mount. To find the appropriate mount for your setup's needs, please contact TILTA's customer service.



(A) 搭配DJI Ronin 4D高亮接驳件使用

Use with the DJI Ronin 4D Attachment

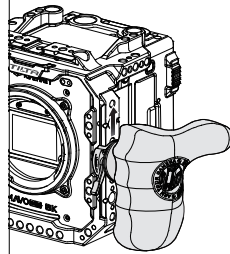
使用介绍 / INTRODUCTIONS



以如影4D摄影机为例，搭配DJI Ronin 4D高亮接驳件，手柄可轻松装配在如影4D / DJI魔棒高亮监视器两侧接口上，360° 旋转调节。
Take the DJI Ronin 4D camera as an example, paired with the DJI Ronin 4D attachment, the handles can be installed to the DJI high-bright monitor mounts. The handles can rotate 360°.

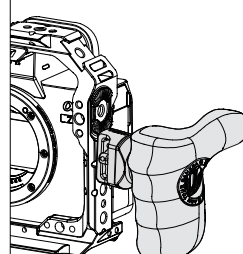
(B) 搭配NATO接驳件使用

Use with the NATO Mount Attachment



(C) 搭配1/4定位孔接驳件使用

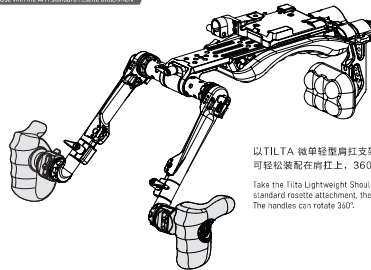
Use with 1/4 Inch Hole Mount Attachment



以TILTA全壳为例，搭配NATO接驳件或1/4定位孔接驳件，手柄可轻松装配在摄影机上，360° 旋转调节。
Take the TILTA Full Case as an example, paired with the NATO attachment or 1/4 inch hole attachment, the handles can be installed to the camera. The handles can rotate 360°.

(D) 搭配ARRI牙盘接驳件使用

Use with the ARRI standard rosette attachment



以TILTA轻量型肩扛支架为例，搭配ARRI牙盘接驳件，手柄可轻松装配在前杠上，360° 旋转调节。
Take the TILTA Lightweight Shoulder Rig as an example, paired with the ARRI standard rosette attachment, the handles can be installed to the shoulder rig. The handles can rotate 360°.