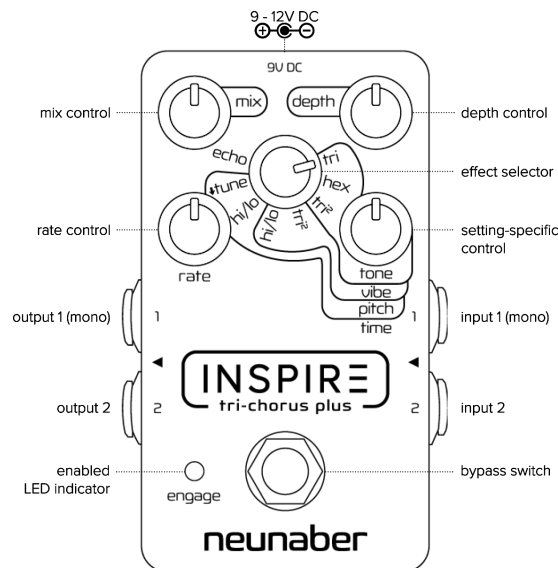


## Inspire Tri-Chorus Plus User Guide

Thank you for purchasing our product. We really mean it. We hope to earn your trust by delivering a quality product that inspires you to make great music.

Neunaber products are designed and manufactured in Orange, California USA.

### Pedal Map



### Connections

We recommend that Inspire be placed after your preamp or drive pedals but before any delay-based effects (echo, reverb). If you are using the overdrive channel of your amplifier, the best result will be achieved by placing this effect in the effects loop.

The **POWER JACK** accepts a standard (5.5 mm OD x 2.1 mm ID) center-negative pedal power adapter (not included). The power adapter must be between 9 V and 12 V and capable of supplying at least 100 mA.

Inspire monitors the voltage from your power adapter and will notify you if:

- The voltage is too low, the LED blinks twice per second. Bypass will be enabled to prevent any unwanted behavior due to insufficient voltage.
- The voltage is too high, the LED blinks five times per second. The voltage will be internally limited to protect the pedal.

The **FOOT SWITCH** bypasses the effect. The LED lights when the effect is active. Bypassing the effect does not turn off power to the pedal.

Inspire implements relay bypassing (i.e., "true bypass"). This is the most appropriate type of bypass for this effect in most cases.

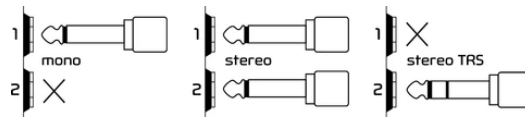
The input and output connections are independent. You may—for example—use a mono input with stereo outputs or stereo inputs with a stereo TRS output.

The **INPUT JACKS** (right side) accept inputs directly from your instrument, amplifier effects loop output, or other effect pedals via standard 1/4" (6.35 mm) phone connectors.

- Input 1 only accepts a mono input.

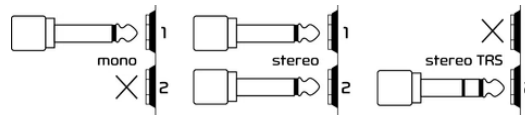
- Both Inputs 1 & 2 accept a stereo input.
- Input 2 only accepts a stereo TRS input.

Important: Inputs 1 and 2 should not be used with two discrete signals, such as two different instruments.



The **OUTPUT JACKS** (left side) supply output to another effect pedal, an amplifier, or effects loop return via standard 1/4" (6.35 mm) phone connectors.

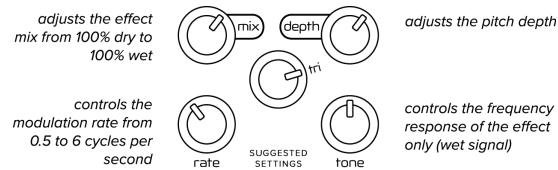
- Output 1 only supplies a summed mono output.
- Both Outputs 1 & 2 supply a stereo output. Using both outputs creates a stereo signal from a mono input.
- Output 2 only supplies a stereo TRS output.



## Effects

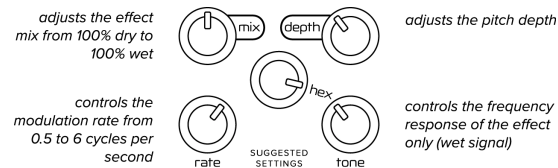
### TRI

The classic tri-chorus effect.



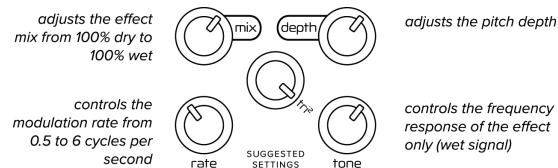
### HEX

Two tri-chorus effects are paralleled for an ultra-dense effect.



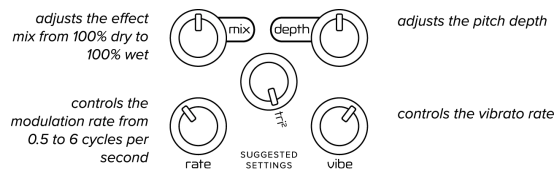
### TRI<sup>2</sup> TONE (CASCADE TONE)

Two tri-chorus effects in series create a rich, lush effect.



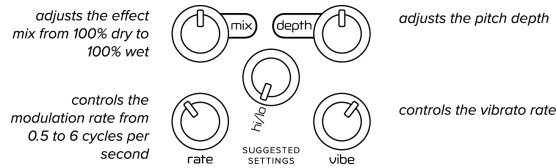
### TRI<sup>2</sup> VIBE (CASCADE VIBE)

A tri-chorus and a tri-vibrato in series makes for a complex sound.



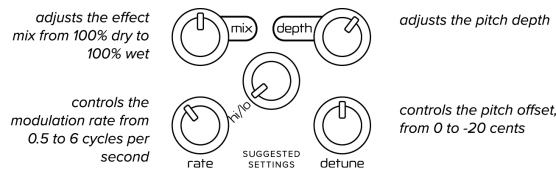
## HI/LO VIBE (HARMONIC VIBE)

Low-frequency tri-chorus and high-frequency tri-vibrato—more subtle than Tri² Vibe, this effect works well with overdrive.



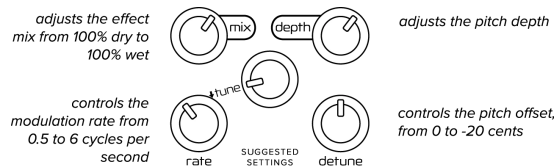
## HI/LO DETUNE (HARMONIC DETUNE)

Low-frequency detune and high-frequency tri-chorus is even more subtle and sounds great with heavy overdrive.



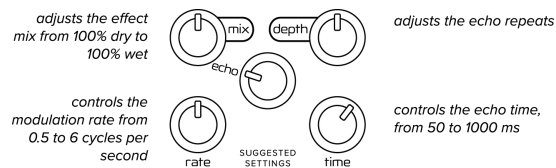
## +DETUNE

Tri-chorus plus detune—for the ultimate in lush 80's chorus tones.



## +ECHO

Tri-chorus plus stereo echo is a classic combo.



## Specifications

### Electrical

Nominal input level	-10 dBV, instrument level
Max input level	6.7 dBV
Input impedance	1 M $\Omega$ (mono), 2 M $\Omega$ (stereo)
Output impedance	500 $\Omega$ (mono), 1 k $\Omega$ (stereo)

Gain, enabled vs. bypass	0 dB (mix @ 0)
Frequency response	20 Hz—20 kHz, +0.1 dB, -0.5 dB (dry signal or bypassed)
Total harmonic distortion	< 0.002% typical (dry signal or bypassed, 22 Hz—22 kHz, 1.0 Vrms, 1 kHz)
Signal-to-noise ratio	106 dB mono, 103 dB stereo (A-weighted), 22 Hz—22 kHz, mix @ 50%

### Power

Power adapter input	9-12 V DC, 95 mA
plug	center-negative, 5.5 mm OD x 2.1 mm ID

### Physical

Dimensions	2.9" W, 4.6" L, 2.0" H / 73 mm W, 117 mm L, 51 mm H
Weight	8.84 oz / 251 g

\*Specifications subject to change without notice.

At Neunaber, we love to see what you do with your 'toys'. We encourage you to tag us in your posts, pictures & videos featuring your Neunaber gear. To stay connected, go ahead and follow us on the channels seen below. We can't wait to see what you do!

This product contains no user-serviceable parts.

This device complies with part 15 of the FCC Rules. Operation is subject to the following two conditions: (1) This device may not cause harmful interference, and (2) this device must accept any interference received, including interference that may cause undesired operation.

**California Proposition 65 Warning:** This product may contain chemicals known to the State of California to cause cancer, birth defects or other reproductive harm. While we believe our products are not harmful when used as designed, we provide this warning to comply with Proposition 65.

© 2017 Neunaber Technology LLC. All rights reserved. Neunaber logo and Inspire™ are trademarks of Neunaber Technology, LLC.

FIND US IN THE WILD



STAY IN THE LOOP

Enter your email

SUBMIT

#### ABOUT US

[About Us](#)

[Our Mission](#)

#### COMPANY

[Authorized Dealers](#)

[Patents](#)

#### COMMUNITY

[Guitar Amp Users Group](#)

[Bass Amp Users Group](#)

[Neunaber Effects Group](#)

[Quilter Blog](#)

#### SUPPORT

[Knowledge Base](#)

[Do not sell or share my personal information](#)

