

**ELECTRONIC
DRY CABINET**



SLINGER

Manual for:



SLEDC35HS



SLEDC55HS



SLEDC85HS



SLEDC125HS



SLEDC175HS



SLEDC300HS

Introduction

Thank you for choosing Slinger product! Our goal is to make your professional life easier and to maximize your effectiveness. Please make sure that all the components are present in the package box:

1. Dry cabinet
2. Power supply
3. Set of keys
4. Removable shelves
5. 300HS model includes four locking caster wheels

(!) The handle(s) may be attached to the interior surface of the door by default for safety during shipping. Unscrew it (them) using an appropriate screwdriver and reattach to the exterior surface of the door.

Features

- Energy-efficient, quiet, LED illuminated dry cabinet
- Thermoelectric (TE) dehumidification method
- For photo, video, audio, and other moisture-sensitive items
- Prevents damage due to humidity and extends the lifetime
- Protects from corrosion, deterioration, and growth of fungi
- Regulates internal relative humidity from 25% to 60%
- Height-adjustable shelves with foam padding
- Digital LED display(s) shows climate conditions: RH, T
- Easy-to-use three-button function control panel(s)
- Rubber-sealed, lockable glass door(s) with a handle(s)
- 35-175HS models have height-adjustable front feet
- 300HS has four locking caster wheels

Short Description

Slinger's Electronic Dry Cabinet is designed for storing professional equipment or personal items that require controlled humidity levels. For example, using this device can significantly extend the life of electronic and optical equipment, preserve their original working condition, and prevent corrosion, deterioration, and the growth of fungi.

This programmable cabinet can regulate and display relative humidity (RH) inside its chamber(s) between 25% and 60% but can only display the temperature (and cannot regulate it). It uses built-in thermoelectric (TE) modules to drive the internal moisture out to regulate the climate inside. However, due to the purpose of the device, it will not increase the humidity above that of the outside environment. This thermoelectric method is purely electronic (with no moving parts) power-efficient, quiet, and does not generate extra heat.

For setting humidity, it has a three-button control pad, and for monitoring the climate inside (RH and T), it has an integrated bright red-green digital LED display. To help you even more, the dry cabinet has an integrated white light LED illumination system.

Precautions

Leave enough space between the cabinet and the walls

Do not store any corrosives or flammables

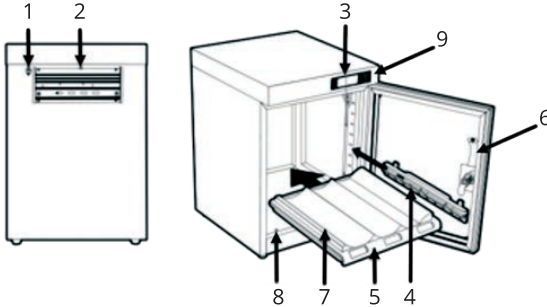
Use this dry cabinet indoors only

Do not put heavy objects on the top

Keep it away from direct sunlight, high temperatures, and winds

Use additional sealed containers for food, medicine, or chemicals

Schematic Diagram for Sliding Shelf Models



1. DC input port
2. Moisture sync(s)
3. Digital LED display
4. Removable shelf brackets
5. Removable shelf
6. Handle
7. Contoured foam padding for lenses
8. Flat foam padding
9. Three-button control pad

Operating Instructions

Turning On

1. Plug the power supply into the wall outlet and connect it to the cabinet
2. The digital (red-green) display should light up
3. Short-press top [**▲,F/C Set**] button to turn **On** or **Off** internal illumination







Changing Temperature Units between Fahrenheit (F°) and Centigrade (C°)

1. Long-press the top [**▲,F/C Set**] button to switch between Fahrenheit (F°) and Centigrade (C°)

Setting Inside Relative Humidity (RH) Level

1. Short-press twice the bottom [**Set**] button to start humidity setting mode
2. Short-press the top [**▲,F/C Set**] or middle [**▼,%RH**] buttons repeatedly to reach the desired humidity level
3. Press the bottom [**Set**] button again to set the desired humidity
4. The cabinet will now start dehumidifying the chamber

Specifications

Model	35HS	55HS	85HS	125HS	175HS	300HS
Product Number	SLEDC35HS	SLEDC55HS	SLEDC85HS	SLEDC125HS	SLEDC175HS	SLEDC300HS
Chamber Configuration						
Capacity (Liters)	35 Liters	55 Liters	85 Liters	125 Liters	175 Liters	300 Liters
Number of Chambers	1	1	1	2	1	1
Number of Shelves	1	3	3	4	5	3
Shelf Material	Plastic	Plastic	Plastic	Plastic	Plastic	Metal
Power	<8 W	<8 W	<8 W	<15 W	<15 W	<15 W
Lock Type	Mechanical Keyed Lock	Mechanical Keyed Lock	Mechanical Keyed Lock	Mechanical Keyed Lock	Mechanical Keyed Lock	Mechanical Keyed Lock
External Power Requirement	110-240 V, 50/60 Hz	110-240 V, 50/60 Hz	110-240 V, 50/60 Hz	110-240 V, 50/60 Hz	110-240 V, 50/60 Hz	110-240 V, 50/60 Hz
Input Voltage	5 VDC, 2A	5 VDC, 2A	5 VDC, 2A	5 VDC, 5A	5 VDC, 5A	5 VDC, 5A
Display Type	Digital LED	Digital LED	Digital LED	Digital LED	Digital LED	Digital LED
Number of Controllers	1	1	1	1	2	2
Relative Humidity (RH)	25-60 % (±3%)	25-60 % (±3%)	25-60 % (±3%)	25-60 % (±3%)	25-60 % (±3%)	25-60 % (±3%)
Operation Mode	Automatic	Automatic	Automatic	Automatic	Automatic	Automatic
Support	4 round feet, 2 have adjustable height	4 round feet, 2 have adjustable height	4 round feet, 2 have adjustable height	4 round feet, 2 have adjustable height	4 round feet, 2 have adjustable height	4 locking caster wheels
Dimensions	17.1 x 12.6 x 12.4" (43.5 x 32.0 x 31.5 cm)	24.4 x 12.6 x 12.4" (62.0 x 32.0 x 31.5 cm)	24.0 x 16.0 x 15.3" (60.9 x 40.6 x 38.9 cm)	35.2 x 16.1 x 15.4" (89.5 x 41.0 x 39.0 cm)	46.7 x 16.1 x 15.3" (118.5 x 41.0 x 39.0 cm)	37.8 x 33.5 x 17.0" (96.0 x 85.1 x 43.2 cm)
Weight	15.6 lb 7.1 kg	22.3 lb 10.1kg	34.2 lb 15.5kg	43.0 lb 19.5 kg	55.1 lb 25.0 kg	84.9 lb 38.5 kg

We are excited to have you as a customer and hope that our product serves you well for years to come!

Slinger Limited 1-Year USA Warranty

Slinger warrants to the original purchaser that your Slinger product shall be free from defects in material and workmanship for the period of one (1) year from the date of purchase (or delivery as may be required in certain jurisdictions), or thirty (30) days after replacement, whichever comes later. Slinger's entire liability and your exclusive remedy for any breach of warranty shall be, at Slinger's option, to repair or replace the hardware, provided that the hardware is returned to the point of purchase or such other place as Slinger may direct with a copy of the sales receipt or dated itemized receipt. Slinger may, at its option, replace your product, offer to provide a functionally equivalent product, or repair any product with new, refurbished or used parts as long as such parts are in compliance with the product's technical specifications. Any replacement hardware product will be warranted for the remainder of the original warranty period or thirty (30) days, whichever is longer, or for any additional period of time that may be applicable in your jurisdiction. If the product has been discontinued, the warranty provider reserves the right to replace it with a model of equivalent quality and function. This warranty does not cover problems or damage resulting from accident, abuse, misapplication, or any unauthorized repair, modification or disassembly, improper operation or maintenance, normal wear and tear, or usage not in accordance with product instructions or connection to improper voltage supply, use of consumables, such as replacement batteries, not supplied by Slinger, except where such restriction is prohibited by applicable law. Except where prohibited by applicable law, this warranty is nontransferable and is limited to the original purchaser and the country in which the product was purchased. This warranty gives you specific legal rights, and you may also have other rights, including a longer warranty duration that may vary under local laws. To start a warranty claim contact the Slinger Customer Service Department to obtain a return merchandise authorization ("RMA") number, and return the defective product to Slinger, along with the RMA number and proof of purchase.

Question about our product line? Need Product Support?

We are proud of our products and celebrate our customers. We are with you, from product selection to everyday use. Be secure with your purchase and reach us as you need.

Email us: brands@adorama.com **Call:** 212-647-9300

Address: Adorama Brands, 42 West 18th Street, New York, NY 10011

You can always contact us at BRANDS@ADORAMA.COM for personal technical support. Our web site contains a wide range of support and FAQ pages with valuable technical assistance.

Slinger is a registered trademark of ADORAMA CAMERA.

© 2019 Adorama Camera, Corp. All Rights Reserved.



SLEDC35HS
SLEDC55HS
SLEDC85HS
SLEDC125HS
SLEDC175HS
SLEDC300HS