

Cage Kit

for Canon EOS R50 V

拓展框套件 (适用于佳能 EOS R50 V)

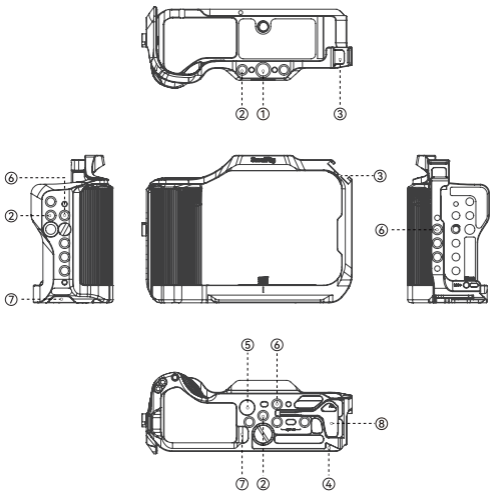
Operating Instruction | 操作指引

- Thank you for purchasing SmallRig's product.
感谢您购买 SmallRig 产品。
- Please read this Operating Instruction carefully.
使用本产品之前，请仔细阅读操作指引。
- Please follow the safety warnings.
请注意所有警告提示并遵循使用操作指引的所有指令。

In the Box / 包装清单

Cage 拓展框	× 1	Allen Wrench 六角扳手	× 2
Top Handle 上提手柄	× 1	1/4"-20 Screw 1/4"-20 螺丝	× 1
Cable Clamp 线夹	× 1	Operating Instruction 操作指引	× 1
Detachable Cold Shoe Mount 冷靴座支撑件	× 1		

Product Details / 产品介绍



① 3/8"-16 ARRI Locating Hole
阿莱定位孔

④ Arca-Swiss Plate
阿卡规格快装板

⑦ Strap Slot
腕带孔

② 1/4"-20 Threaded Hole
1/4"-20 螺纹孔

⑤ QD Socket
QD 接口

⑧ Daul-Head Wrench
双头扳手

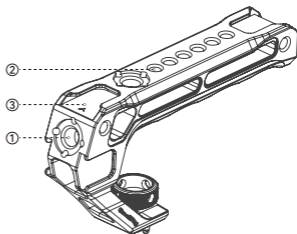
③ Cold Shoe Mount
冷靴座

⑥ 1/4"-20 Locating Hole
1/4"-20 定位孔

① 3/8"-16 ARRI Locating Hole
阿萊定位孔

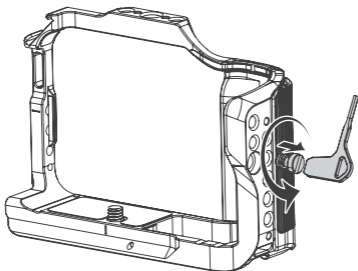
② 1/4"-20 Threaded Hole
1/4"-20 螺紋孔

③ Cold Shoe Mount
冷靴座

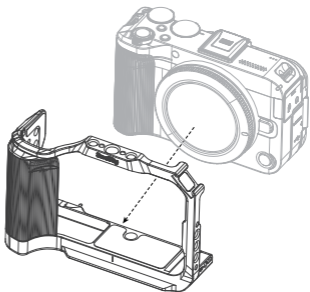



Cage Installation / 拓展框安裝步驟

☰ Steps 1 / 步驟一

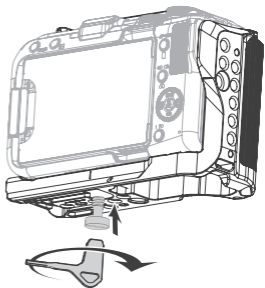



Steps 2 / 步骤二



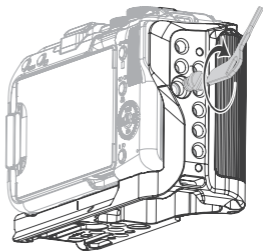
 The package does not include the camera.
相机机身需另购


Steps 3 / 步骤三



 The package does not include the camera.
相机机身需另购

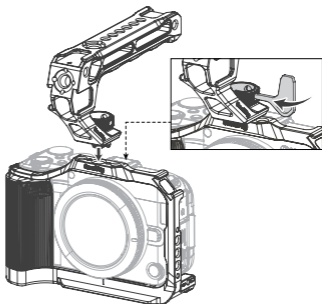
Steps 4 / 步骤四




 The package does not include the camera.
相机机身需另购

Top Handle Installation / 上提手柄安装步骤

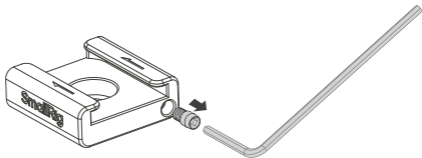
Steps 1 / 步骤一



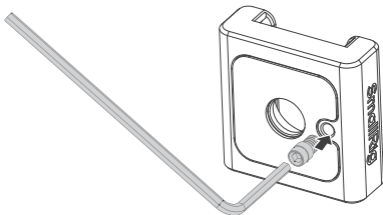
 The package does not include the camera.
相机机身需另购

Detachable Cold Shoe Mount Installation / 冷靴座支撑件安装步骤

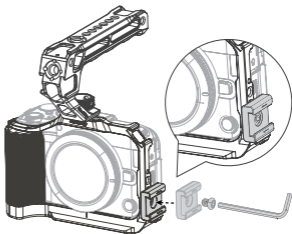
Steps 1 / 步骤一




Steps 2 / 步骤二



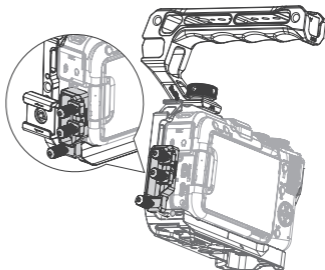
Steps 3 / 步骤三




 The package does not include the camera.
相机机身需另购

Cable Clamp Installation / 线夹安装步骤

Steps 1 / 步骤一



 The package does not include the camera.
相机机身需另购

Specifications / 产品参数

Product Dimensions 产品尺寸	Cage: 21.1 x 5.4 x 3.8 in 拓展框: 136.8 x 53.0 x 96.0 mm Top Handle: 5.3 x 0.9 x 2.9 in 上提手柄: 135.0 x 24.5 x 74.3 mm Cable Clamp: 1.8 x 1.1 x 0.8 in 线夹: 45.0 x 27.7 x 21.5 mm
Product Weight 产品重量	Cage: 6.2 ± 0.2 oz 拓展框: 175.0 ± 5 g Top Handle: 4.4 ± 0.2 oz 上提手柄: 124.0g ± 5 g Cable Clamp: 0.7 ± 0.2 oz 线夹: 20 ± 5 g
Material(s) 主要材质	Aluminum Alloy, Silicone 铝合金, 硅胶
Compatibility 兼容性	Canon EOS R50 V 佳能 EOS R50 V



Specifications subject to change without prior notice. Please refer to the physical product for the most up-to-date information.

技术参数如有改动，以实物为准，恕不另行通知。

Service & Warranty

Please keep your original receipt and guarantee card. Be sure the dealer has written on it the date of purchase and SN of the product. These are required for warranty service.

After-sale Warranty Terms:

SmallRig products are entitled to warranty services as of the date of payment.

- **Electronic products (except V mount battery):** 1-year warranty.
- **V mount battery:** 2-year warranty.
- **Non-electronic products:** 2-year warranty.

Note: In case of any conflict between our warranty period policy and applicable laws and regulations of the country / region where the products are sold, the latter shall prevail.

This Warranty Does Not Cover:

- If users fail to adhere to the "Operating Instruction" or any "Warnings" stated in the user manual, resulting in a quality failure, it falls outside the scope of warranty coverage.
- The product identification or SN label is removed or defaced in any way.
- Product damage caused by problems not attributable to the quality of the products such as improper use of the products.
- Product damage caused by unauthorized modification, disassembly, repair and other acts.
- Product damage caused by fires, floods, lightning and other force majeure factors.

Warranty Mode:

- For the products within the scope of warranty, SmallRig will repair or replace them on the basis of specific failures; the repaired / replaced products / parts are entitled to the remaining part of the original warranty period.

Contact Information:

- You're advised to contact the online customer service personnel of corresponding shopping platform and submit a repair service application.
- You may also apply for repair service through SmallRig's service email.

Service Email: support@smallrig.com

保修条款

请保留您的原始购买单据及保修卡，同时包含您的购买日期、产品序列号等，这些资料质保服务时均需要提供。

☰ 售后质保条款：

SmallRig产品自下单付款之日起享有质保服务。

- 电子产品 (除V口电池)：1年质保。
- V口电池：2年质保。
- 非电子产品：2年质保。

注：若销售地国家或地区的适用法律法规有冲突的，以销售地国家或地区有关质保期的法律法规为准。

☰ 质保无效说明：

- 当用户违反操作指引或用户手册中“重要提示”任何一条导致的质量失效，不在质保范围内。
- 产品序列号标识已经被撕毁或无法辨识，不在质保范围。
- 产品使用不当等非产品本身质量问题，而造成的产品损坏，不在质保范围。
- 非官方指导的私自改装、拆解、维修等行为而造成的损坏，不在质保范围。
- 因火灾、水灾、雷击等不可抗力造成的产品损坏，不在质保范围。

☰ 维修方式：

- 属于质保范围的，SmallRig 根据产品具体的故障对产品进行维修或更换；维修后的产品 / 部件享受原有保修期的剩余时长。

☰ 联系方式：

- 建议您优先前往相应购买平台联系在线客服，提出产品维修申请。
- 您也可以通过 SmallRig 服务邮箱申请维修服务。

服务邮箱：support@smallrig.com

Guarantee Card

ID No.	
Item Name	
Purchase Date	
User Name	
Mobile	
Address	
Receipt	

保修卡

ID 编号	
产品名称	
购买日期	
用户姓名	
用户电话	
用户地址	
购买单据	



Safety Guidelines / 注意事项

- Do not use the product underwater, in extreme temperatures (e.g., freezing or direct heat), corrosive environments, or excessive dust. Dry metal parts immediately after liquid contact to prevent corrosion.

请勿在水下、极端温度（如冷冻或高温暴晒）、强腐蚀性或多尘环境中使用本产品。金属部件接触液体后请立即擦干，避免长期接触水分导致锈蚀。

- Do not exceed the maximum weight capacity indicated on the product. Overloading risks structural failure, deformation, or accidental drops.

请勿超过产品标注的最大承重限制。超载可能导致结构变形、断裂或意外跌落设备。

- Clean surfaces with a dry, soft cloth. Avoid chemicals like alcohol or solvents. Ensure dry and ventilated conditions for long-term storage.

使用干燥软布清洁表面，避免酒精、溶剂等化学试剂直接接触产品。长期存放前请确保环境干燥通风。

- Do not modify the product (e.g., drilling, cutting)—this compromises structural integrity and increases drop risks.

请勿自行对产品进行钻孔、切割或改造，以免破坏结构强度，增加设备跌落风险。

- Stop use immediately if you notice deformation, unusual noises, or loose components, and contact support.

若产品出现变形、异响或部件松动，请立即停止使用并联系客服。

执行标准：GB/T 26572-2011

LQ-P1580-18



GAVIMOSA CONSULTORIA, SOCIEDAD
LIMITADA, CASTELLANA 9144, 28046 Madrid,
compliance.gavimosa@outlook.com



Sea&Mew Accounting Ltd,
Electric Avenue Vision 25, London,
Enfield EN3 7GD, info@seamew.net

RoHS



FR
LE TRI
+ FACILE



+



Boîte 1

Papier 5

合格证
已检验



Séparez les éléments avant de trier Made in China | 中国制造

FREE YOUR DREAM

自 由 创 想

Manufacturer Email: support@smallrig.com

Manufacturer: Shenzhen Leqi Innovation Co., Ltd.

Add: Rooms 101, 701, 901, Building 4, Gonglianfuji Innovation Park, No. 58, Ping'an Road, Dafu Community, Guanlan Street, Longhua District, Shenzhen, Guangdong, China.

Consignor: Shenzhen LC Co., Ltd.

Add: Room 201, Building 4, Gonglianfuji Innovation Park, No. 58, Ping'an Road, Dafu Community, Guanlan Street, Longhua District, Shenzhen, Guangdong, China.

制造商：深圳市乐其创新股份有限公司

地 址：中国广东省深圳市龙华区观澜街道大富社区平安路58号共联富基创新园4栋101、701、901

委托商：深圳市乐长科技有限公司

地 址：中国广东省深圳市龙华区观澜街道大富社区平安路58号共联富基创新园4栋201



WE ARE HERE FOR YOU
服务与支持



ETICHETTATURA AMBIENTALE
ENVIRONMENTAL LABELING