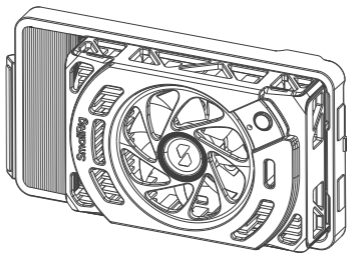


SmallRig



Cooling Fan for Nikon ZR

散热器（适用于尼康 ZR）

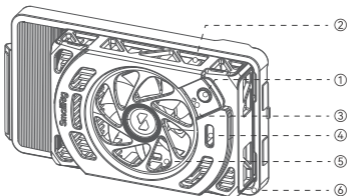
User Manual | 用户手册

- Thank you for purchasing SmallRig's product.
感谢您购买 SmallRig 产品。
- Please read this User Manual carefully.
使用本产品之前，请仔细阅读用户手册。
- Please follow the safety warnings.
请注意所有警告提示并遵循使用用户手册的所有指令。

In the Box / 包装清单

Cooling Fan 散热器	× 1	USB-C Charging Cable USB-C 充电线	× 1
Mount 支架	× 1	User Manual 用户手册	× 1

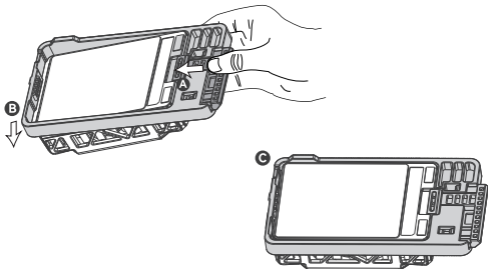
Product Details / 产品介绍



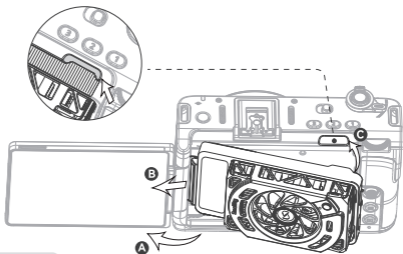
- | | | |
|------------------------|----------------------------|-----------------------|
| ① Power Switch
电源开关 | ③ Indicator
指示灯 | ⑤ Air Inlet
进风口 |
| ② Air Outlet
出风口 | ④ USB-C Port
USB-C 供电接口 | ⑥ Mount Support
支架 |


Installation / 安装步骤

Step 1 / 步骤一

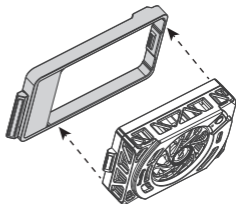


Step 2 / 步骤二



 The package does not include the camera.
相机机身需另购

Step 3 / 步骤三



Safety Guidelines / 注意事项

1. The package does not include the camera.
相机机身需另购。
2. Please install the cooling fan according to the picture above.
请严格按照上图安装散热器。
3. After removing the rear bracket, it becomes 5152, compatible with Sony Selected Cameras.
拆除尾部支架后是5152，可兼容索尼微单。

1. When the power is connected, the cooling fan automatically enters normal cooling mode, and the indicator light displays green. By pressing the power switch, the Cooling Fan can be switched between normal mode and enhanced mode. In strong cooling mode, the indicator light displays blue.

接通电源，散热器自动进入普通散热模式，指示灯显示绿色；按压电源开关，散热器可切换普通散热模式和强散热模式；强散热模式下，指示灯显示蓝色。

Indicator Color / 指示灯颜色	Cooling Fan Status / 散热器状态
Red / 红色	Standby Mode / 待机模式
Flashing Red Light / 红色闪烁	Anomaly / 异常
Green / 绿色	Normal Mode / 普通模式
Blue / 蓝色	Enhanced Mode / 强散热模式

Cooling Fan Protection / 散热器异常保护

Type of Protection 保护类型	Problem 异常问题	Cooling Fan Response 散热器采取措施
Overheating Protection 1 过热保护 1	Fan stops abnormally, causing Cooling Fan temperature to rise. 风扇异常停止，导致散热器温度上升。	The surface temperature of the Cooling Fan reaches 70°C / 158°F and the Cooling Fan stops working. 表面温度超过 70°C，散热器停止工作。
Overheating Protection 2 过热保护 2	Abnormal TEC cooling pads cause Cooling Fan temperature to rise. 半导体制冷片异常导致散热器温度上升。	The surface temperature of the Cooling Fan reaches 70°C / 158°F and the Cooling Fan stops working. 表面温度超过 70°C，散热器停止工作。
Undervoltage Protection 欠压保护	Input voltage less than 4.4V 输入电压小于 4.4 V	Cooling Fan stops working 散热器停止工作
Over-voltage Protection 过压保护	Input voltage more than 10.8V 输入电压超过 10.8 V	Cooling Fan stops working 散热器停止工作



Safety Guidelines / 注意事项

1. Do not use the cooling fan to continue cooling the camera when the camera is not operating to prevent condensation inside the camera.
相机不工作时，请勿使用散热器继续为相机散热，防止相机内部产生冷凝水。
2. When not in use, press and hold the power switch for about 2 seconds to enter standby mode or disconnect the power cord to power off the device.
不使用时，请长按电源开关约2秒进入待机状态或拔掉电源线关闭电源。
3. Do not block the air inlet or outlet when the cooling fan is in operation.
散热器工作时，请勿遮挡进风口或出风口。
4. This product is not waterproof, do not store or use in a humid environment.
此产品无防水功能，请勿在潮湿环境中储存或使用。

Specifications / 产品参数

Operating Voltage 工作电压	4.5 - 10.8V 4.5 ~ 10.8V
Operating Current 工作电流	1 ~ 2A 1 - 2A
Operating Power 制冷功率	5 ~ 18W 5 - 18W
Operating Temperature 工作环境温度	0 to 45°C / 32°F to 113°F 0 ~ 45°C
Cooling Principle 制冷原理	TEC Cooling 半导体制冷
Noise Level 产品噪音	Normal Mode: 40dB; Enhanced Mode: 50dB 普通模式: 40dB; 强散热模式: 50dB
Fan Speed 风扇转速	Normal Mode: 4500RPM; Enhanced Mode: 7000RPM 普通模式: 4500RPM; 强散热模式: 7000RPM
Product Weight 产品重量	3.2 ± 0.1oz 91.0 ± 2.0g
Product Dimensions 产品尺寸	4.1 × 2.2 × 0.8in 104.0 × 55.6 × 21.8mm
Material(s) 主要材质	Aluminum Alloy, Silicone, PC 铝合金、硅胶、PC
Compatibility 适配性	Nikon ZR / Sony ZV-E1 / ZV-E10 II / ZV-E10 / ZV-1 / ZV-1F / Alpha 7 IV / Alpha 7S III / Alpha 7C / Alpha 7C II / Alpha 7CR / Alpha 6700 尼康 ZR / 索尼 ZV-E1 / ZV-E10 II / ZV-E10 / ZV-1 / ZV-1F / Alpha 7 IV / Alpha 7S III / Alpha 7C / Alpha 7C II / Alpha 7CR / Alpha 6700



Specifications subject to change without prior notice. Please refer to the physical product for the most up-to-date information.

技术参数如有改动，以实物为准，恕不另行通知。

Service & Warranty

Please keep your original receipt and guarantee card. Be sure the dealer has written on it the date of purchase and SN of the product. These are required for warranty service.

After-sale Warranty Terms:

SmallRig products are entitled to warranty services as of the date of payment.

- **Electronic products (except V mount battery):** 1-year warranty.
- **V mount battery:** 2-year warranty.
- **Non-electronic products:** 2-year warranty.

Note: In case of any conflict between our warranty period policy and applicable laws and regulations of the country / region where the products are sold, the latter shall prevail.

This Warranty Does Not Cover:

- If users fail to adhere to the "Operating Instruction" or any "Warnings" stated in the user manual, resulting in a quality failure, it falls outside the scope of warranty coverage.
- The product identification or SN label is removed or defaced in any way.
- Product damage caused by problems not attributable to the quality of the products such as improper use of the products.
- Product damage caused by unauthorized modification, disassembly, repair and other acts.
- Product damage caused by fires, floods, lightning and other force majeure factors.

Warranty Mode:

- For the products within the scope of warranty, SmallRig will repair or replace them on the basis of specific failures; the repaired / replaced products / parts are entitled to the remaining part of the original warranty period.

Contact Information:

- You're advised to contact the online customer service personnel of corresponding shopping platform and submit a repair service application.
- You may also apply for repair service through SmallRig's service email.

Service Email: support@smallrig.com

保修条款

请保留您的原始购买单据及保修卡，同时包含您的购买日期、产品序列号等，这些资料质保服务时均需要提供。

☰ 售后质保条款：

SmallRig产品自下单付款之日起享有质保服务。

- 电子产品 (除V口电池)：1年质保。
- V口电池：2年质保。
- 非电子产品：2年质保。

注：若销售地国家或地区的适用法律法规有冲突的，以销售地国家或地区有关质保期的法律法规为准。

☰ 质保无效说明：

- 当用户违反操作指引或用户手册中“重要提示”任何一条导致的质量失效，不在质保范围内。
- 产品序列号标识已经被撕毁或无法辨识，不在质保范围。
- 产品使用不当等非产品本身质量问题，而造成的产品损坏，不在质保范围。
- 非官方指导的私自改装、拆解、维修等行为而造成的损坏，不在质保范围。
- 因火灾、水灾、雷击等不可抗力造成的产品损坏，不在质保范围。

☰ 维修方式：

- 属于质保范围的，SmallRig 根据产品具体的故障对产品进行维修或更换；维修后的产品 / 部件享受原有保修期的剩余时长。

☰ 联系方式：

- 建议您优先前往相应购买平台联系在线客服，提出产品维修申请。
- 您也可以通过 SmallRig 服务邮箱申请维修服务。

服务邮箱：support@smallrig.com

Guarantee Card

ID No.	
Item Name	
Purchase Date	
User Name	
Mobile	
Address	
Receipt	

保修卡

ID 编号	
产品名称	
购买日期	
用户姓名	
用户电话	
用户地址	
购买单据	

执行标准: GB 4943.1-2022

Manufacturer Email: support@smallrig.com

Manufacturer: Shenzhen Leqi Innovation Co., Ltd.

Address: Rooms 101, 701, 901, Building 4, Gonglianfuji Innovation Park, No. 58, Ping'an Road, Dafu Community, Guanlan Street, Longhua District, Shenzhen, Guangdong, China.

Consignor: Shenzhen LC Co., Ltd.

Address: Room 201, Building 4, Gonglianfuji Innovation Park, No. 58, Ping'an Road, Dafu Community, Guanlan Street, Longhua District, Shenzhen, Guangdong, China.

制造商: 深圳市乐其创新股份有限公司

地址: 中国广东省深圳市龙华区观澜街道大富社区平安路58号共联富基创新园4栋101、701、901

委托商: 深圳市乐长科技有限公司

地址: 中国广东省深圳市龙华区观澜街道大富社区平安路58号共联富基创新园4栋201



WE ARE HERE FOR YOU
服务与支持



ETICHETTATURA AMBIENTALE
ENVIRONMENTAL LABELING



GAVIMOSA CONSULTORIA, SOCIEDAD
LIMITADA, CASTELLANA 9144, 28046 Madrid,
compliance.gavimosa@outlook.com



Sea&Mew Accounting Ltd,
Electric Avenue Vision 25, London,
Enfield EN3 7GD, info@seamew.net

CE FCC RoHS



Séparez les éléments avant de trier



LQ-P1621-18

Points de collecte sur www.quefairedemesdechets.fr
Privilégiez la réparation ou le don de votre appareil !

Made in China | 中国制造