



Operating Instructions

English

MODEL: PLD-VC10

PrimeLight
Design



Introduction



The VoxCast is a combined teleprompter and webcam. It replaces your existing webcam to enable natural eye contact down-the-lens and get better engagement from your online audience.

Important Safety Information

CAUTION

- This product contains glass. To avoid injury, always follow these instructions and handle the unit with extreme care at all times.
- Do not allow the unit to be bent, warped or flexed when flat, as this may cause the glass to break.
- Always transport the unit folded flat in the supplied protective tray.

Identifying the main parts

- ① Main unit
- ② Mirror glass
- ③ Light
- ④ Built-in webcam
- ⑤ Short hook A
- ⑥ Long hook B
- ⑦ Protective tray



1





Completely remove the protective tray from the bag, then release the main unit by removing the straps.

2



Use both hands to unfold the main unit. NOTE: It may not fully lock into place until attached to your computer.

3



Choose an appropriate hook: **A** (short) is recommended for laptops. **B** (long) is recommended for desktops or large screens.

4



Insert the hook into the webcam module until it clicks into place.



Position the main unit on your screen.

NOTE: The unit will not scratch your screen.

6



Connect the main unit USB cable to your computer. In your chosen application (Teams, Skype, Zoom etc) open the video settings and select **VoxCast Camera**.

NOTE: There is no microphone in the VoxCast, you will need to use your existing microphone.


7



Start your video call. Position your video calling application window so it fits inside the VoxCast main unit.

NOTE: You can position any application window inside the VoxCast, such as a Word document or PowerPoint/Keynote presentation. When running a presentation, choose 'run in window' (or similar) to prevent your application from entering full screen mode.

NOTE: If your video calling application has multiple participants, we recommend the option to display only the person speaking, rather than a gallery view.



By using a special mirror invisible to the user, the VoxCast's camera is positioned behind the person you are speaking with. The optimum area to look is indicated by the red arrows.



The light can be used optionally. Connect the USB plug to a spare socket on your computer or a suitable external power source. Use the remote controller on the light cable to turn on/off, set the colour and brightness levels.

The light has three colour modes: 'cool' for use in natural daylight conditions; 'warm' for use in artificial (indoor) lighting conditions; and 'cool/warm' for use where there is a mixture of different lighting conditions.

We recommend viewing your own image from the VoxCast while selecting different colours to determine the preferred colour.



The light may be detached from the main unit if required. It can be mounted using the threaded hole at the base (alternative mounting accessory not provided).

Tips and advice

1. Always try to use natural daylight. Always position yourself so you are facing any windows or light sources. Never use with any bright light behind you as this will cause the image to darken and reflections will be visible in the VoxCast.
2. When using a laptop, use books, a box or a laptop stand to bring the laptop to eye-level. This will ensure you are not looking down into the VoxCast.
3. You can position any application screen behind the VoxCast - Word docs, notes, or PowerPoint presentations. Whenever you are looking into the VoxCast, you will always be looking at your audience!
4. In poorly-lit conditions, always use the light.
5. If you wear glasses, the light may reflect causing an undesirable glare. Remove the light from the VoxCast and reposition using an alternative mounting method. A threaded hole at the base is provided.

FAQ and troubleshooting

Q: The image is too dark

A: Check there are no windows or bright lights behind you. Use the built-in light.

Q: The glass is broken or scratched

A: The VoxCast must be returned to the manufacturer for authorised repair.

Q: The image from the VoxCast camera shows dust or is not clear

A: There may be dust particles or dirt on the mirror glass. Carefully brush any particles away and clean the glass with a soft lens cloth.

For more tips and advice, visit: primelightdesign.co.uk

Specifications

Assembled size	W235 H175 D168mm
Folded size with tray	L395 W260 H40mm
Weight (main unit)	0.6kg
Weight (complete with case)	1.43kg
Camera	HD 1920x1080 pixels, 30fps
Camera Connection	USB 3.0 Win/Mac plug & play
LED light	3 modes: cool/mix/warm
LED light connection	USB 5VDC
Operating temperature	0°C - 50 °C
Storage temperature	-20°C - 60°C



Warranty

Warranty provisions for this product are listed below

- Guarantee this product for one year against defects in product and components, under normal installation and usage to the final customer who purchased from the manufacturer or reseller.
- During the warranty period, repair the defects using new or renovated parts without any charge, or exchange the defective product with a new product or a product which has been manufactured by new or refurbished components and is functionally equivalent to the normal product.

Inapplicable Warranty

- Expired warranty period.
- If this product is made available for hire, this warranty is void.
- Breakage or damage caused by inappropriate usage, repair, maintenance and accident.
- Installation and removal with improper external equipment or improper usage.
- Fall and external shock.
- Exposure to the extreme environment of abnormal temperature, a solvent, an acid, flood and humidity.
- External damage such as scratch, dent and breakage.
- Disrepair and damage caused by installation, repair, improvement, addition, disassembly by unauthorised persons.
- Modified, replaced, removed information identifying the original product.
- Absence of valid proof of purchase.

Support and parts

You can purchase spare parts and get fast response support via our website:

primelightdesign.co.uk

Designed and built in the UK by

PrimeLight
Design

PrimeLight Design is a trading style of PrimeLight Films Ltd.

Registered in England & Wales:

06036110.

Ilkley, LS29 9JB, United Kingdom.

VoxCast is patent pending.

