



VIJIM R66 RGB LED Light Instruction Manual

[Home](#) » [VIJIM](#) » VIJIM R66 RGB LED Light Instruction Manual 

Contents

- [1 VIJIM R66 RGB LED Light](#)
- [2 Instructions](#)
- [3 Intended Use](#)
- [4 Packing List](#)
- [5 Product Overview](#)
- [6 Instructions](#)
- [7 Product Specification](#)
- [8 Service Warranty](#)
- [9 Documents / Resources](#)
- [10 Related Posts](#)



VIJIM R66 RGB LED Light



Foreward

Thank you for purchasing the VIJIM

Instructions

Please read this product manual carefully. Keep this product manual. Always include this product manual when passing the products on to third parties. Heed all warnings and follow all instructions in this product manual.

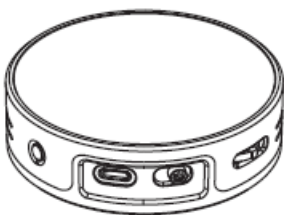
WARNING

- Do not place the product in a place where there are corrosive chemicals to protect the product from corrosion, corrosion may cause the product to malfunction.
- Use only a microfiber and dry cloth for cleaning the product.
- Operate carefully to not cause any damage by dropping or physically shocking it.
- Do not leave the product in excessive heat, high temperatures can cause the product to malfunction
- Please have the product checked by the authorized service or agent if your product has some problems. Please note that this warranty does not apply to repairs arising out of the malfunction of unauthorized disassembly, although you may request such repairs on a chargeable basis.
- Use of original VIJIM cable accessories is recommended. Please note that this warranty does not apply to repairs arising out of the malfunction of non-original VIJIM accessories, although you may request such repairs on a chargeable basis.
- The product is certificated by RoHS and CE. Please operate the product in full compliance with the operation standards. Please note that this warranty does not apply to repairs arising from malfunction, although you may request such repairs on a chargeable basis.
- The instructions and information in this manual are based on thorough, controlled company testing procedures. Further notice will not be given if the design and specifications change.

Intended Use

- The user has read the instructions of this manual.
- The user is using the products within the operating conditions and limitations described in this product manual. “Improper use” means using products other than as described in these instructions or under operating conditions which differ from those described herein.

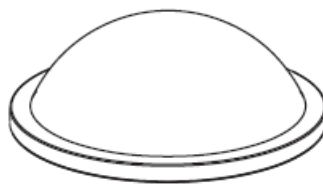
Packing List



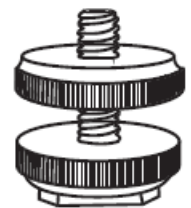
R66*1



Type-C Cord*1

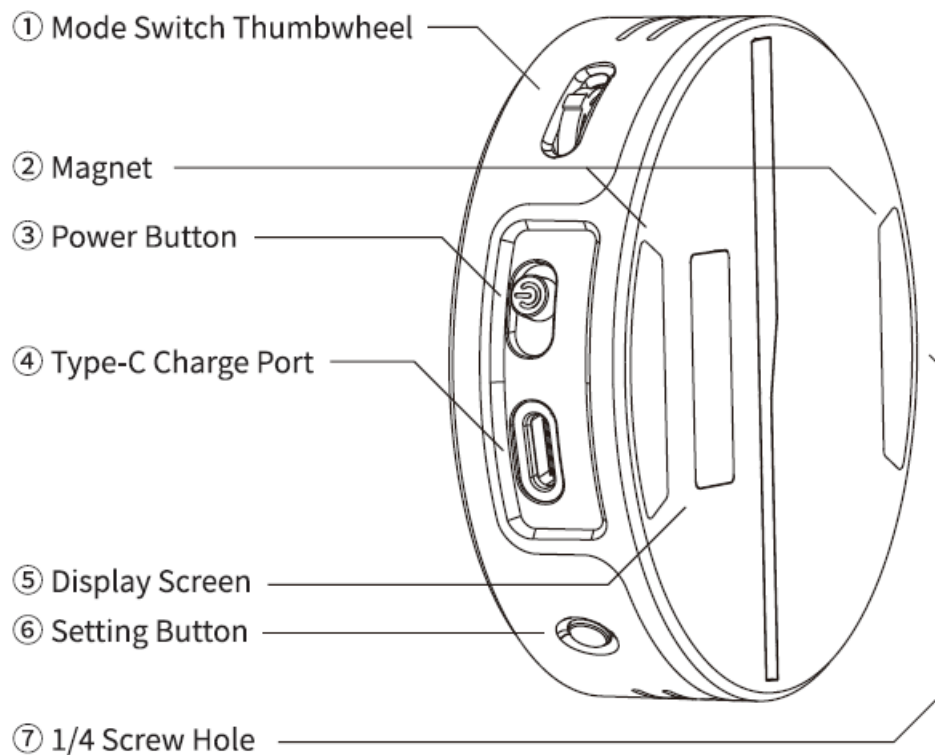


Diffuser*1



Cold Shoe
Mount
Adapter*1

Product Overview



Instructions

1. Power off



like the power button Switch ON/OFF the machine

2. Mode Switch

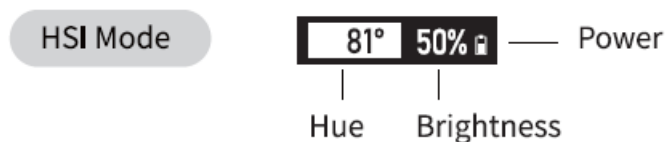


Short press to switch light mode(CCT Mode, RGB Mode,Effect Mode)

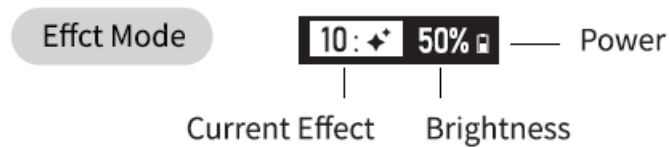
3. Display Zone



In CCT mode, the color temperature and brightness can be switched by pressing the middle switch button of the mode adjustment button Toggle mode to adjust the dial wheel, the current color temperature and brightness can be adjusted Color temperature range: 2500-9000K, brightness range: 0-100%



In HSI mode, you can toggle hue (H), saturation (S) and brightness by pressing the middle toggle button of the mode adjustment button. Toggle the mode adjustment knob to adjust the current hue, saturation and brightness. Color value range: 0-360, saturation value range: 0-100, brightness range: 0-100%.



Toggle the ModeAdjust Thumbwheel to shift effects(20kinds effects) Toggle the Brightness Adjust Thumbwheel to adjust the brightness Range: 0-100%

Effects Mode

Product Specification

- The data of the light is on the base of average, slight differences shall exist among different lights

Service Warranty

We offer a one-year product warranty. Under warranty For details and details, please visit our website www.vijim.cn.

Important:

Keep your original sales receipt. Be sure the dealer has written on it the date, serial No. of the product. This information is required for warranty service.

The warranty does not cover:

Damage that is the result of misuse, abuse, or accident (including but not limited to damage by water). faulty connection, defective or maladjusted associated equipment, or the use of the product with equipment for which it was not intended. Cosmetic defects that appear more than thirty (30) days after the date of purchase. Cosmetic damage caused by improper handling is also excluded. Damage occurs while the product is being shipped to whoever will service it.

This warranty is void if:


- The product identification or serial No. the label is removed or defaced in any way.
- The product is serviced or repaired by anyone other than Ulanzi or an authorized Ulanzi dealer or service agency.

VDIM-GUARANTEE CARD

Serial No.	
Item Name	
Purchase Date	
Buyer Name	
Buyer Phone	
Buyer Add	
Franchiser Seal	

Shenzhen VIJIM Technology Co.,Ltd. Building E506, Shunxing Industrial Estate, No.140 Zhongxing Road, Bantian Street, Longgang District, Shenzhen, Guangdong.China www.ulanzi.com Designed by VIJIM Assembled in China/Patented Product

Documents / Resources



[VIJIM R66 RGB LED Light](#) [pdf] Instruction Manual
R66 RGB LED Light, R66, RGB LED Light, LED Light, Light