



Zgrip Trigger

The Zgrip Trigger is the most adjustable handgrip for any camera rig. It allows for single-handed 360° rotation with the simple press of a trigger. Flip it down for a low, rock-solid handgrip. Raise it up for more of an Aaton style position. Or quickly flip it all the way up to set your camera flat on the ground or for storing in a case.

The Zgrip Trigger attaches to your rig via an M6 Rosette - the industry standard. The VCT Pro has a built in M6 rosette to give you a rock solid connection. The Zgrip Trigger is 11.5" long with 6" of length adjustment. The handgrip allows 360° of rotation to adjust the handgrip into the perfect position for combatting fatigue.

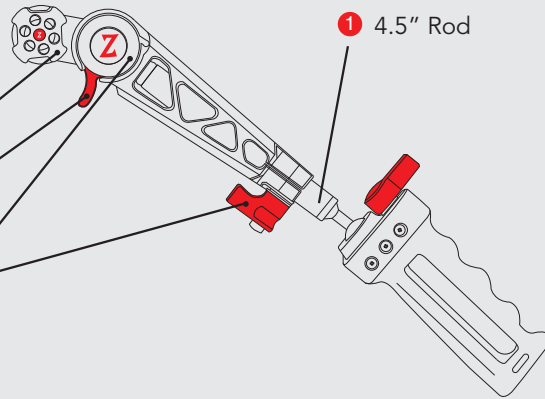


**NEED
MORE
HELP**

Check out our tutorial videos at zacuto.com

Parts and Features

- 1 M6 Rosette
- 1 Tie Down
- 1 Trigger Lever
- 1 360° Trigger Lock
- 1 Ratcheting Lever

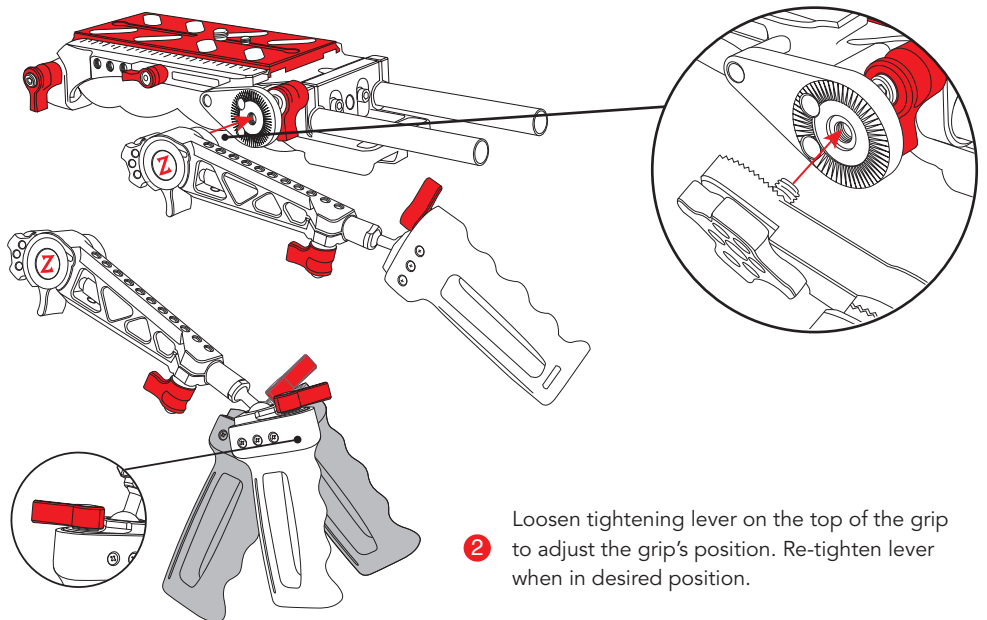


- 1 Trigger Wrench

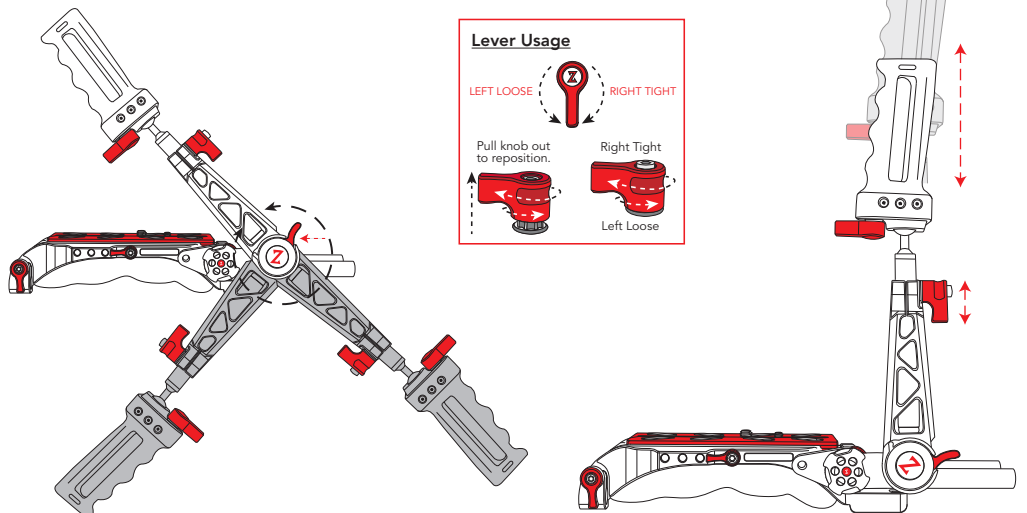


Assembling Zgrip Trigger

- 1 Attach zgrip trigger to M6 rosette by turning tie down clockwise.



Operating Zgrip Trigger



Rotate zgrip trigger by pressing trigger lever. Zgrip trigger will lock in place when trigger lever is released. Length of zgrip trigger can be adjusted by using loosening/tightening ratcheting lever.